


2013 London Open

Mens Artistic




LO Elite L1

No	Name	Club	Comp	D	FX		D	PH		D	SR		D	VT		D	PB		D	HB		D	PPP		D	APP		AA		
20	Finlay	Dunne	Bury	LO Elite L1	10.0	8.900	4 =	10.0	9.450	2	10.0	9.500	1	10.0	9.500	7 =	10.0	8.850	8	10.0	9.000	6	10.0	8.700	4 =	10.0	9.400	2	73.300	1
21	Lazarus	Benjamin	Bury	LO Elite L1	10.0	9.100	2	10.0	9.600	1	10.0	8.950	3 =	10.0	9.700	1 =	10.0	9.300	2	10.0	9.050	5	10.0	8.000	11 =	10.0	9.500	1	73.200	2
15	Robert	Shaw	Harrow	LO Elite L1	10.0	8.850	6 =	10.0	8.950	10	10.0	8.850	6 =	10.0	9.300	15 =	10.0	9.000	5 =	10.0	9.100	4	10.0	9.200	1	10.0	9.300	3	72.550	3
16	Myron	Francis	Harrow	LO Elite L1	10.0	8.950	3	10.0	9.300	5 =	10.0	8.750	8	10.0	9.400	13	10.0	9.050	3 =	10.0	8.500	10	10.0	9.100	2	10.0	9.000	6 =	72.050	4
6	Oscar	Harper	City of Swansea	LO Elite L1	10.0	8.550	13 =	10.0	9.350	4	10.0	8.950	3 =	10.0	9.700	1 =	10.0	9.400	1	10.0	9.250	3	10.0	8.500	7	10.0	8.200	21	71.900	5
14	Jamie	Brennan	Harrow	LO Elite L1	10.0	8.500	15	10.0	8.650	13 =	10.0	9.050	2	10.0	9.500	7 =	10.0	9.000	5 =	10.0	8.600	7 =	10.0	8.700	4 =	10.0	9.200	4	71.200	6
7	Luca	Marsella	Rugby	LO Elite L1	10.0	8.850	6 =	10.0	9.400	3	10.0	8.950	3 =	10.0	9.300	15 =	10.0	7.000	19	10.0	9.300	2	10.0	8.300	8	10.0	8.000	23 =	69.100	7
2	Daniel	Mock	Falcons	LO Elite L1	10.0	8.100	20 =	10.0	9.300	5 =	10.0	8.500	13	10.0	9.350	14	10.0	8.950	7	10.0	8.450	11	10.0	7.600	14	10.0	8.700	11 =	68.950	8 =
26	Ben	Johnston	Lothian	LO Elite L1	10.0	7.750	26	10.0	8.850	11	10.0	7.700	21	10.0	8.650	26	10.0	8.550	9 =	10.0	9.550	1	10.0	8.900	3	10.0	9.000	6 =	68.950	8 =
3	Nathan	Todosijczuk	CMIG	LO Elite L1	10.0	8.750	8 =	10.0	9.250	7 =	10.0	8.650	9 =	10.0	9.250	22	10.0	9.050	3 =	10.0	6.100	26	10.0	8.700	4 =	10.0	8.600	15 =	68.350	10
5	Rhys	Griffiths	City of Swansea	LO Elite L1	10.0	9.150	1	10.0	9.250	7 =	10.0	8.650	9 =	10.0	9.300	15 =	10.0	8.550	9 =	10.0	8.550	9	10.0	6.100	23	10.0	8.000	23 =	67.550	11
24	Aled	Davies-Williams	Birkenhead	LO Elite L1	10.0	8.750	8 =	10.0	9.150	9	10.0	7.900	18	10.0	9.300	15 =	10.0	8.050	13	10.0	8.250	13	10.0	8.000	11 =	10.0	7.500	27	66.900	12
10	Ryan	Cirino	Huntington	LO Elite L1	10.0	8.100	20 =	10.0	8.750	12	10.0	8.550	12	10.0	9.000	25	10.0	8.450	11	10.0	8.050	15	10.0	7.200	16	10.0	8.400	18 =	66.500	13
8	Jaiden	Khan	Rugby	LO Elite L1	10.0	8.900	4 =	10.0	8.550	15 =	10.0	7.850	19	10.0	9.550	5 =	10.0	7.700	15 =	10.0	7.950	17	10.0	8.200	9	10.0	7.200	28	65.900	14
22	Anton	Anderson	South Essex	LO Elite L1	10.0	8.600	12	10.0	8.500	18	10.0	7.150	25 =	10.0	9.450	10 =	10.0	6.800	20	10.0	8.100	14	10.0	7.900	13	10.0	8.900	9	65.400	15
1	Sammi	Morgan	Barry YMCA	LO Elite L1	10.0	7.800	24 =	10.0	7.950	21	10.0	7.300	23	10.0	9.650	3	10.0	8.200	12	10.0	7.700	19	10.0	7.100	17 =	10.0	9.100	5	64.800	16
13	Laurence	Butler	Woking	LO Elite L1	10.0	8.550	13 =	10.0	8.550	15 =	10.0	8.650	9 =	10.0	9.300	15 =	10.0	7.250	17 =	10.0	7.400	20 =	10.0	6.000	24	10.0	8.700	11 =	64.400	17
23	Euan	Banks	South Essex	LO Elite L1	10.0	8.750	8 =	10.0	8.650	13 =	10.0	8.200	14	10.0	9.450	10 =	10.0	3.850	25 =	10.0	8.600	7 =	10.0	7.100	17 =	10.0	8.700	11 =	63.300	18 =
12	Christian	Fuoco	Woking	LO Elite L1	10.0	8.700	11	10.0	5.200	28	10.0	8.850	6 =	10.0	9.550	5 =	10.0	7.700	15 =	10.0	8.400	12	10.0	5.900	25	10.0	9.000	6 =	63.300	18 =
4	William	Smith	Tolworth	LO Elite L1	10.0	8.350	17 =	10.0	8.200	19	10.0	7.250	24	10.0	9.050	23 =	10.0	6.650	21	10.0	7.850	18	10.0	7.000	20	10.0	8.800	10	63.150	20
9	Kieran	Burch	Huntington	LO Elite L1	10.0	8.400	16	10.0	7.900	22	10.0	8.050	16	10.0	9.300	15 =	10.0	5.300	23	10.0	8.000	16	10.0	6.300	22	10.0	8.400	18 =	61.650	21
18	Daniel	Kekeh	Heathrow	LO Elite L1	10.0	7.800	24 =	10.0	6.500	26	10.0	7.150	25 =	10.0	9.450	10 =	10.0	7.900	14	10.0	6.900	23	10.0	7.300	15	10.0	8.500	17	61.500	22
17	Ryan	Petford	Crewe & Nantwich	LO Elite L1	10.0	8.000	22	10.0	7.200	25	10.0	6.850	27	10.0	9.050	23 =	10.0	6.500	22	10.0	6.750	24	10.0	7.100	17 =	10.0	8.600	15 =	60.050	23
25	Ethan	Adlard	Birkenhead	LO Elite L1	10.0	8.350	17 =	10.0	7.500	24	10.0	7.750	20	10.0	9.300	15 =	10.0	1.900	28	10.0	7.200	22	10.0	5.800	26	10.0	8.700	11 =	56.500	24
28	Liam	Jury	Notts	LO Elite L1	10.0	7.600	27	10.0	5.500	27	10.0	7.950	17	10.0	9.500	7 =	10.0	4.950	24	10.0	5.600	27	10.0	6.800	21	10.0	7.900	26	55.800	25
11	Niall	Hooton	Huntington	LO Elite L1	10.0	8.250	19	10.0	7.750	23	10.0	8.150	15	10.0	0.000	28	10.0	7.250	17 =	10.0	4.800	28	10.0	8.100	10	10.0	8.300	20	52.600	26
27	Luke	Harrington	Notts	LO Elite L1	10.0	7.500	28	10.0	8.550	15 =	10.0	7.450	22	10.0	8.350	27	10.0	3.850	25 =	10.0	7.400	20 =	10.0	0.000	27	10.0	8.000	23 =	51.100	27
29	Joseph	Ward	Notts	LO Elite L1	10.0	7.850	23	10.0	8.150	20	10.0	6.500	28	10.0	9.600	4	10.0	3.000	27	10.0	6.300	25	10.0	0.000	27	10.0	8.200	21	49.600	28

2013 London Open

Mens Artistic




LO Elite L2

No	Name	Club	Comp	D	FX		D	PH		D	SR		D	VT		D	PB		D	HB		D	PPP		D	APP		AA		
57	Victor	Yeo	Exeter	LO Elite L2	10.0	8.850	6	10.0	9.525	2	10.0	9.250	1	10.0	9.700	1	10.0	9.700	1	10.0	9.750	1	10.0	9.400	2	10.0	9.600	2	75.775	1
42	Tobie	Watson	City of Birmingham	LO Elite L2	10.0	9.450	2	10.0	9.725	1	10.0	7.700	11	10.0	9.650	3	10.0	9.100	2	10.0	9.700	2	10.0	7.850	17	10.0	9.900	1	73.075	2
43	Clayton	Bell	Rugby	LO Elite L2	10.0	9.500	1	10.0	9.500	3	10.0	8.300	6	10.0	9.700	1	10.0	7.700	17	10.0	9.450	3	10.0	9.500	1	10.0	9.100	9	72.750	3
56	Leo	Kirby	Exeter	LO Elite L2	10.0	8.300	11	10.0	9.375	4	10.0	8.900	2	10.0	9.450	4	10.0	8.650	7	10.0	9.000	4	10.0	8.750	8	10.0	8.700	15	71.125	4
40	Edvard	Servuts	Southport YMCA	LO Elite L2	10.0	9.100	4	10.0	9.250	9	10.0	8.600	3	10.0	9.350	7	10.0	8.600	8	10.0	9.000	4	10.0	9.100	4	10.0	8.100	20	71.100	5
37	Ibrahim	Kanj	Falcons	LO Elite L2	10.0	8.900	5	10.0	9.300	6	10.0	8.300	6	10.0	9.450	4	10.0	7.900	14	10.0	8.900	8	10.0	9.150	3	10.0	9.000	11	70.900	6
46	Joseph	Sawyer	South Essex	LO Elite L2	10.0	8.450	8	10.0	9.150	10	10.0	8.500	4	10.0	9.250	9	10.0	8.750	5	10.0	8.950	7	10.0	8.050	14	10.0	9.400	4	70.500	7
51	Rory	Smith	Lothian	LO Elite L2	10.0	9.400	3	10.0	8.900	14	10.0	6.350	19	10.0	8.750	17	10.0	8.950	3	10.0	8.900	8	10.0	8.500	9	10.0	9.500	3	69.250	8
49	Harley	Spann	Crewe & Nantwich	LO Elite L2	10.0	7.900	13	10.0	8.675	16	10.0	7.400	15	10.0	9.450	4	10.0	8.400	10	10.0	9.000	4	10.0	8.850	7	10.0	9.400	4	69.075	9
52	Khuzaymah	Saddique	Lothian	LO Elite L2	10.0	8.750	7	10.0	8.550	17	10.0	7.050	16	10.0	8.900	15	10.0	8.750	5	10.0	8.600	12	10.0	9.100	4	10.0	8.900	13	68.600	10
58	Lyle	Harry	Dynamo	LO Elite L2	10.0	7.750	14	10.0	9.075	13	10.0	7.550	14	10.0	9.250	9	10.0	8.950	3	10.0	8.450	14	10.0	8.050	14	10.0	8.600	17	67.675	11
50	Lewis	Bagguley	Crewe & Nantwich	LO Elite L2	10.0	7.050	19	10.0	8.525	18	10.0	8.100	8	10.0	8.750	17	10.0	8.200	12	10.0	8.850	11	10.0	8.950	6	10.0	8.900	13	67.325	12
54	Pierce	Bates	Exeter	LO Elite L2	10.0	8.350	9	10.0	9.100	11	10.0	8.400	5	10.0	9.050	13	10.0	7.750	16	10.0	7.000	16	10.0	8.300	12	10.0	9.000	11	66.950	13
48	Lewis	Lakin	Crewe & Nantwich	LO Elite L2	10.0	7.600	17	10.0	9.100	11	10.0	7.000	17	10.0	9.050	13	10.0	8.050	13	10.0	8.000	15	10.0	8.350	11	10.0	9.300	6	66.450	14
39	William	Hood	CMIG	LO Elite L2	10.0	8.350	9	10.0	9.275	8	10.0	7.800	10	10.0	9.150	11	10.0	7.850	15	8.0	4.700	21	10.0	8.500	9	10.0	9.200	7	64.825	15
53	Declan	Davies	Waveney	LO Elite L2	10.0	7.700	15	10.0	8.850	15	10.0	7.650	13	10.0	9.350	7	10.0	5.650	20	10.0	8.900	8	10.0	7.800	18	10.0	8.100	20	64.000	16
41	Samson	Lawson	City of Swansea	LO Elite L2	10.0	7.650	16	10.0	8.200	20	10.0	6.700	18	10.0	9.100	12	10.0	8.550	9	10.0	7.000	16	10.0	7.950	16	10.0	8.300	19	63.450	17
38	Jack	Roberts	Barry YMCA	LO Elite L2	10.0	6.600	20	10.0	9.375	4	10.0	7.700	11	10.0	8.500	19	10.0	8.350	11	9.0	6.600	18	10.0	7.400	20	10.0	8.700	15	63.225	18
55	Anthony	Holman	Exeter	LO Elite L2	10.0	7.500	18	10.0	9.300	6	10.0	7.950	9	10.0	7.100	21	10.0	5.600	21	10.0	8.550	13	10.0	7.600	19	10.0	8.400	18	62.000	19
45	Aidan	Anderson	South Essex	LO Elite L2	10.0	8.100	12	10.0	8.250	19	10.0	5.000	20	10.0	8.900	15	10.0	6.350	18	10.0	5.750	20	10.0	8.100	13	10.0	9.200	7	59.650	20
47	Benjamin	Page	South Essex	LO Elite L2	10.0	6.600	20	10.0	5.525	21	10.0	4.300	21	10.0	7.600	20	10.0	5.900	19	10.0	5.900	19	10.0	6.500	21	10.0	9.100	9	51.425	21

2013 London Open

Mens Artistic



LO Elite L3

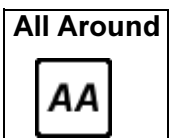
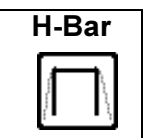

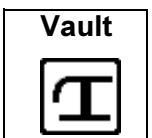
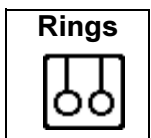

No	Name	Club	Comp	D	FX		D	PH		D	SR		D	VT		D	PB		D	HB		D	PPP		D	APP		AA		
73	Emilio	Regini-Moran	Europa	LO Elite L3	10.0	8.550	6	10.0	9.200	5	10.0	8.250	3	10.0	9.900	1	10.0	7.300	4	10.0	8.750	2	10.0	9.400	1	10.0	9.000	4	70.350	1
65	Jake	Johnson	Leeds	LO Elite L3	10.0	9.350	1	10.0	9.400	3	10.0	7.550	7	10.0	9.250	6	10.0	8.300	1	10.0	7.350	9	10.0	8.850	5	10.0	8.600	9	68.650	2
59	Bradley	Cole	Southport YMCA	LO Elite L3	10.0	8.250	8	10.0	9.450	2	10.0	8.350	2	10.0	8.700	12	10.0	5.150	9	10.0	9.400	1	10.0	8.500	6	10.0	8.800	7	66.600	3
62	Jasper	Smith-Gordon	Woking	LO Elite L3	10.0	8.900	3	10.0	8.125	7	10.0	6.750	13	10.0	9.350	3	10.0	6.600	6	10.0	7.450	7	10.0	8.500	6	10.0	9.300	1	64.975	4
67	Luke	Morrison	South Essex	LO Elite L3	10.0	8.350	7	10.0	6.525	11	10.0	8.200	4	10.0	9.400	2	10.0	8.300	1	10.0	5.700	12	10.0	9.400	1	10.0	8.600	9	64.475	5
72	George	Honnor	Exeter	LO Elite L3	10.0	9.000	2	10.0	8.125	7	10.0	8.500	1	10.0	9.200	7	10.0	2.600	13	10.0	7.600	6	10.0	9.350	3	10.0	9.200	3	63.575	6
66	Matthew	Wilson	Leeds	LO Elite L3	10.0	6.800	12	10.0	9.750	1	10.0	8.100	5	10.0	8.950	10	10.0	5.450	8	10.0	8.050	4	10.0	8.000	8	10.0	8.200	14	63.300	7
69	Euan	McLellan	West Lothian	LO Elite L3	10.0	6.500	13	10.0	8.100	9	10.0	6.550	14	10.0	8.900	11	10.0	8.300	1	10.0	7.650	5	10.0	6.600	15	10.0	8.900	6	61.500	8
68	Nathan	Adams	South Essex	LO Elite L3	10.0	8.150	9	10.0	8.250	6	10.0	7.950	6	10.0	9.300	5	10.0	4.750	10	10.0	6.600	11	10.0	7.200	13	10.0	9.000	4	61.200	9
61	Christian	Norman	Huntington	LO Elite L3	10.0	8.800	4	10.0	9.350	4	10.0	7.250	9	10.0	8.200	13	10.0	6.200	7	6.0	4.100	13	10.0	7.800	10	10.0	8.400	13	60.100	10
63	Adam	Siddeeq	Woking	LO Elite L3	10.0	8.700	5	10.0	6.250	12	10.0	6.900	12	10.0	9.050	9	10.0	4.000	11	10.0	8.350	3	10.0	7.600	11	10.0	8.700	8	59.550	11
70	Jacob	Ward	Notts	LO Elite L3	10.0	5.950	14	10.0	2.375	14	10.0	7.200	10	10.0	9.350	3	10.0	7.000	5	10.0	7.450	7	10.0	7.900	9	10.0	9.300	1	56.525	12
64	Colton	Dudley	Heathrow	LO Elite L3	10.0	8.000	10	10.0	4.425	13	10.0	7.200	10	10.0	6.700	14	10.0	3.950	12	10.0	7.150	10	10.0	6.850	14	10.0	8.500	12	52.775	13
71	Ben	Stone	Exeter	LO Elite L3	10.0	7.250	11	10.0	7.450	10	10.0	7.550	7	10.0	9.150	8	0.0	0.000	14	0.0	0.000	14	10.0	7.450	12	10.0	8.600	9	47.450	14
60	Alex	Day	Southport YMCA	LO Elite L3	0.0	0.000	15	0.0	0.000	15	0.0	0.000	15	0.0	0.000	15	0.0	0.000	14	0.0	0.000	14	10.0	9.100	4	10.0	0.000	15	9.100	15

LO Elite L4

No	Name	Club	Comp	D	FX		D	PH		D	SR		D	VT		D	PB		D	HB		D	PPP		D	APP		AA		
80	Euan	Cox	Pegasus	LO Elite L4	10.0	8.500	4	10.0	8.400	1	10.0	9.100	1	10.0	8.450	9	10.0	9.350	1	10.0	8.550	5	10.0	8.700	6	10.0	9.200	3	70.250	1
74	Adam	Tobin	Falcons	LO Elite L4	10.0	8.950	1	10.0	8.200	2	10.0	8.800	2	10.0	8.350	10	10.0	8.600	6	10.0	8.800	4	10.0	8.900	4	10.0	9.300	2	69.900	2
76	Aldrin	Sevilla-Tagayona	CMIG	LO Elite L4	10.0	8.450	5	10.0	7.800	4	10.0	6.800	9	10.0	8.900	5	10.0	9.350	1	10.0	9.350	1	10.0	9.050	2	10.0	8.700	8	68.400	3
32	Lucas	Thomson	West Lothian	LO Elite L4	10.0	7.250	12	10.0	5.650	9	10.0	8.200	3	10.0	9.700	1	10.0	9.300	3	10.0	8.950	2	10.0	8.900	4	10.0	9.500	1	67.450	4
78	Jake	Jarman	Huntington	LO Elite L4	10.0	8.050	9	10.0	7.500	5	10.0	6.250	12	10.0	9.100	3	10.0	9.250	4	10.0	8.200	7	10.0	9.350	1	10.0	8.500	11	66.200	5
75	Levi	Gifford	CMIG	LO Elite L4	10.0	7.900	10	10.0	7.850	3	10.0	7.600	7	10.0	9.150	2	10.0	8.550	7	10.0	7.300	11	10.0	8.700	6	10.0	9.000	6	66.050	6
31	Douglas	Turnbull	South Essex	LO Elite L4	10.0	8.800	2	10.0	5.400	10	10.0	8.000	5	10.0	8.500	8	10.0	8.250	9	10.0	8.900	3	10.0	8.350	10	10.0	9.100	5	65.300	7
34	Tyla-Jae	Curtis	Notts	LO Elite L4	10.0	8.100	7	10.0	7.400	6	10.0	7.700	6	10.0	8.200	11	10.0	7.100	12	10.0	8.100	9	10.0	9.050	2	10.0	8.600	10	64.250	8
30	Caleb	Stephenson	Heathrow	LO Elite L4	10.0	6.500	13	10.0	6.700	7	10.0	8.050	4	10.0	8.600	7	10.0	8.900	5	10.0	7.700	10	10.0	8.600	8	10.0	8.300	13	63.350	9
79	Owen	Harrison	Huntington	LO Elite L4	10.0	8.400	6	10.0	6.500	8	10.0	7.100	8	10.0	7.800	12	10.0	8.500	8	10.0	8.200	7	10.0	7.150	13	10.0	8.800	7	62.450	10
81	Louis	Sidebottom	Leeds	LO Elite L4	10.0	8.100	7	10.0	4.150	11	10.0	6.800	9	10.0	8.850	6	10.0	8.200	11	10.0	8.500	6	10.0	8.250	11	10.0	8.500	11	61.350	11
35	Samuel	Plant	Notts	LO Elite L4	10.0	7.850	11	10.0	0.500	13	10.0	6.750	11	10.0	7.450	13	10.0	8.250	9	10.0	6.800	13	10.0	8.450	9	10.0	8.700	8	54.750	12
33	Matthew	Boardman	Notts	LO Elite L4	10.0	8.700	3	10.0	1.100	12	10.0	5.800	13	10.0	8.950	4	10.0	4.100	13	10.0	7.200	12	10.0	7.850	12	10.0	9.200	3	52.900	13

2013 London Open

Mens Artistic



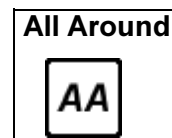
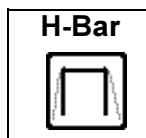
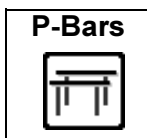
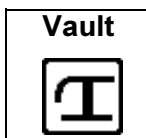
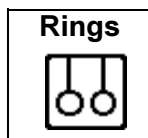
LO Loveday

No	Name	Club	Comp	D	FX		D	PH		D	SR		D	VT		D	PB		D	HB		AA		
116	Nile	Wilson	Leeds	LO Loveday	4.9	13.550	3	5.2	12.800	5	5.2	14.100	1	5.6	14.650	2	6.0	14.750	1	5.5	14.400	1	84.250	1
118	Brinn	Bevan	South Essex	LO Loveday	5.5	14.300	1	5.4	12.900	4	5.0	13.850	3	5.2	14.400	3	5.5	14.350	2	5.2	14.050	2	83.850	2
129	Giarnni	Regini-Moran	Europa	LO Loveday	5.8	13.250	5	4.6	13.150	2	4.6	13.050	5	5.6	14.850	1	5.4	13.700	4	4.9	13.100	6	81.100	3
105	Joe	Fraser	City of Birmingham	LO Loveday	4.9	12.800	11	5.5	11.400	17	5.0	13.850	3	4.4	13.300	10	5.0	13.900	3	4.8	13.300	5	78.550	4
225	Ilya	Kibartas	Vladimir (Russia)	LO Loveday	4.9	10.300	37	5.5	13.350	1	5.4	14.000	2	4.4	13.250	11	5.4	13.000	6	4.9	13.700	3	77.600	5
104	Hamish	Carter	City of Birmingham	LO Loveday	5.3	13.750	2	4.9	12.150	9	4.5	13.000	6	4.4	13.750	4	4.6	11.450	19	4.5	13.350	4	77.450	6
83	Iwan	Mephram	Barry YMCA	LO Loveday	4.7	12.500	14	4.0	12.050	12	4.7	13.000	6	4.4	13.700	5	4.4	11.800	17	4.8	12.750	8	75.800	7
135	Daniel	Iley	Exeter	LO Loveday	4.8	13.150	6	4.8	11.650	16	4.7	11.550	18	4.4	13.600	7	4.4	13.100	6	4.8	12.600	9	75.650	8
90	Jack	Neill	Tolworth	LO Loveday	4.1	12.850	9	4.4	12.150	9	4.1	11.850	12	3.6	12.800	12	3.9	12.600	9	2.8	11.700	16	73.950	9
107	Tony	Duchars	Huntingdon	LO Loveday	4.1	13.150	6	4.6	12.150	9	3.5	11.800	13	3.6	12.200	25	4.2	12.400	10	3.6	12.250	12	73.950	9
131	Jamie	Carpenter	City of Newcastle	LO Loveday	4.3	13.300	4	3.9	11.800	13	3.5	11.600	16	3.0	11.600	32	3.9	11.950	14	3.9	12.450	11	72.700	11
101	Adam	Steele	Pipers Vale	LO Loveday	4.7	12.000	18	4.7	10.450	24	3.7	11.600	16	4.4	13.600	7	4.4	11.350	20	4.2	12.600	9	71.600	12
137	Daniel	Lee	Dynamo	LO Loveday	4.5	12.800	11	3.8	11.750	15	2.8	11.050	23	3.6	12.700	15	3.9	11.550	18	3.2	10.950	20	70.800	13
97	Elliott	Cooper	CMIG	LO Loveday	4.9	11.600	20	4.6	10.400	25	4.8	11.700	14	4.4	13.350	9	4.6	10.650	27	4.2	12.850	7	70.550	14
84	Ben	Dennis	Barry YMCA	LO Loveday	4.2	10.650	34	3.8	11.400	17	4.4	11.500	19	3.6	12.800	12	3.7	11.950	14	2.8	10.750	22	69.050	15
100	George	Harrow	Pipers Vale	LO Loveday	4.6	11.800	19	3.5	9.600	28	3.2	10.800	27	3.6	12.600	18	4.1	12.000	12	3.0	11.900	15	68.700	16
88	David	Weir	City of Glasgow	LO Loveday	4.7	12.550	13	3.1	8.400	34	3.9	12.050	11	3.6	12.100	26	3.7	10.600	28	3.5	12.200	13	67.900	17
85	Joseph	Rowlands	Barry YMCA	LO Loveday	4.2	11.250	27	4.2	12.200	8	2.0	10.500	30	3.0	11.050	38	3.4	11.250	23	3.5	11.100	19	67.350	18
124	Stephen	Tonge	West Lothian	LO Loveday	3.8	10.400	36	4.2	10.300	26	2.4	11.000	24	3.6	12.300	23	3.7	12.650	8	2.2	10.500	27	67.150	19
138	Finlay	Clarke	Hinckley	LO Loveday	4.2	12.450	15	2.9	10.050	27	3.1	11.250	21	3.6	12.450	21	2.5	11.150	25	2.0	9.600	29	66.950	20
106	Benji	Eyers	Huntingdon	LO Loveday	4.5	10.900	33	3.1	8.300	35	3.1	11.400	20	3.6	12.650	16	4.1	11.350	20	3.8	12.000	14	66.600	21
93	Cilan	Thomas	City of Swansea	LO Loveday	4.1	12.100	17	3.4	8.900	31	3.5	11.700	14	3.6	12.100	26	3.8	10.400	29	3.1	10.900	21	66.100	22
128	Jack	Parolin	Waveney	LO Loveday	4.5	11.250	27	3.4	8.800	32	3.1	11.000	24	3.6	11.200	37	3.6	12.000	12	1.9	10.550	25	64.800	23
98	Luke	Johns	Plymouth	LO Loveday	3.7	11.600	20	2.8	9.300	30	2.2	10.450	31	2.8	11.900	28	3.6	11.000	26	2.2	10.200	28	64.450	24
132	James	Hodgson	City of Newcastle	LO Loveday	4.5	11.400	24	3.1	7.350	37	2.4	10.150	32	2.8	11.550	33	3.7	10.350	31	3.4	11.500	17	62.300	25
91	Hector	Kennedy-Dyson	Tolworth	LO Loveday	4.2	12.850	9	2.9	10.650	22	2.3	9.200	37	3.6	12.450	21	3.2	11.850	16	2.1	5.200	32	62.200	26
87	Harry	Caulwell	Earls	LO Loveday	4.6	11.600	20	4.4	11.800	13	4.9	12.650	8	5.2	13.700	5	4.0	10.050	34	0.0	0.000	33	59.800	27
111	Tobias	Brewer	Woking	LO Loveday	4.2	11.150	29	3.6	9.600	28	2.5	8.900	38	3.0	10.900	39	3.3	8.950	36	2.4	9.250	30	58.750	28
96	Tom	Sullivan	CMIG	LO Loveday	3.9	10.600	35	3.3	8.750	33	2.2	5.250	39	3.6	12.750	14	3.5	10.350	31	3.0	10.550	25	58.250	29
110	Miki	Chu	Woking	LO Loveday	0.0	0.000	38	4.9	12.400	6	3.4	11.200	22	4.4	12.300	23	4.1	11.300	22	3.4	10.750	22	57.950	30
103	Alex	Poole	Pipers Vale	LO Loveday	4.1	11.000	31	0.0	0.000	38	2.9	10.000	35	3.0	11.700	30	3.2	9.650	35	2.6	10.600	24	52.950	31
114	Thomas	Settle	Leeds	LO Loveday	0.0	0.000	38	3.4	8.100	36	2.0	10.950	26	3.6	11.550	33	3.4	10.400	29	2.2	11.300	18	52.300	32
125	Connor	Rajek	West Lothian	LO Loveday	4.2	11.400	24	3.3	10.550	23	1.9	9.400	36	0.0	0.000	41	3.0	11.250	23	0.0	0.000	33	42.600	33
121	Ciaran	MacCormack	Phoenix	LO Loveday	3.4	11.450	23	0.0	0.000	38	1.7	10.050	33	2.8	10.500	40	2.9	10.100	33	0.0	0.000	33	42.100	34
89	Kelvin	Cham	City of Glasgow	LO Loveday	0.0	0.000	38	4.3	11.300	19	2.5	10.650	28	0.0	0.000	41	3.2	12.200	11	2.5	6.450	31	40.600	35
95	Jac	Davies	City of Swansea	LO Loveday	4.6	13.000	8	5.4	13.100	3	0.0	0.000	40	3.6	12.650	16	0.0	0.000	37	0.0	0.000	33	38.750	36
94	Saull	Thomas	City of Swansea	LO Loveday	0.0	0.000	38	3.5	11.100	20	0.0	0.000	40	3.2	11.700	30	4.0	12.750	7	0.0	0.000	33	35.550	37
130	Kyle	Barnes	City of Newcastle	LO Loveday	5.0	10.950	32	0.0	0.000	38	3.0	10.650	28	3.6	12.600	18	0.0	0.000	37	0.0	0.000	33	34.200	38
120	David	Ryan	Phoenix	LO Loveday	3.1	11.350	26	0.0	0.000	38	1.6	10.050	33	2.8	11.550	33	0.0	0.000	37	0.0	0.000	33	32.950	39
102	Gabriel	Hannah	Pipers Vale	LO Loveday	0.0	0.000	38	0.0	0.000	38	4.9	12.300	10	5.2	12.550	20	0.0	0.000	37	0.0	0.000	33	24.850	40
119	Shane	Lyndon	Phoenix	LO Loveday	4.0	12.450	15	0.0	0.000	38	0.0	0.000	40	2.8	11.550	33	0.0	0.000	37	0.0	0.000	33	24.000	41
113	Reiss	Hinds	Harrow	LO Loveday	0.0	0.000	38	4.0	11.000	21	4.4	12.450	9	0.0	0.000	41	0.0	0.000	37	0.0	0.000	33	23.450	42
133	Lewis	Graham	City of Newcastle	LO Loveday	3.5	11.150	29	0.0	0.000	38	0.0	0.000	40	2.8	11.900	28	0.0	0.000	37	0.0	0.000	33	23.050	43
108	Tom	Defina	Woking	LO Loveday	0.0	0.000	38	5.3	12.300	7	0.0	0.000	40	0.0	0.000	41	0.0	0.000	37	0.0	0.000	33	23.300	44

Scoring by www.gymdata.co.uk

2013 London Open

Mens Artistic

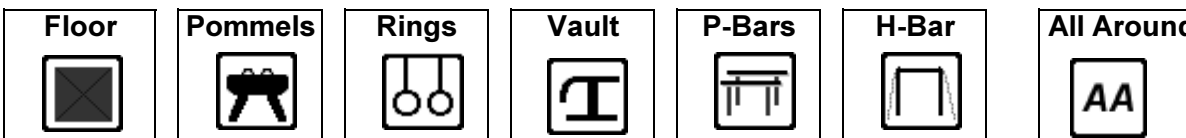


LO Clayton

No	Name	Club	Comp	D	FX		D	PH		D	SR		D	VT		D	PB		D	HB		AA		
159	Josh	Nathan	City of Birmingham	LO Clayton	5.0	14.100	1	5.5	14.200	1	4.4	12.650	1	4.4	12.700	9	4.6	13.450	1	3.3	11.700	8	78.800	1
139	Joe	Cemlyn-Jones	Falcons	LO Clayton	4.3	13.200	3	4.7	13.350	2	3.8	12.400	2	4.4	12.500	14	4.1	11.750	15	3.5	11.950	6	75.150	2
173	Loukas	Jones	Leeds	LO Clayton	4.7	12.100	22	3.8	11.650	9	4.1	12.150	4	4.4	13.300	4	4.6	11.750	15	4.5	13.550	1	74.500	3
169	Donell	Osbourne	Earls	LO Clayton	4.8	13.050	6	4.2	10.600	19	3.9	12.350	3	4.4	12.850	7	5.0	12.450	4	4.4	13.100	2	74.400	4
160	Jake	Watson	City of Birmingham	LO Clayton	4.2	12.800	10	4.4	12.250	4	3.1	11.350	9	4.4	13.350	3	4.0	12.250	5	2.5	11.400	10	73.400	5
175	Jack	Chamberlain	Bury	LO Clayton	4.6	13.300	2	3.4	11.750	6	3.8	11.850	5	3.6	12.100	21	4.6	11.850	11	3.5	12.050	5	72.900	6
174	Harry	O'Neill	Leeds	LO Clayton	4.3	13.000	7	3.5	12.650	3	3.0	11.500	7	3.6	12.150	19	3.9	12.850	2	3.0	10.450	27	72.600	7
143	Ewan	McAteer	Salto	LO Clayton	4.2	12.900	8	3.5	12.000	5	2.6	11.450	8	3.6	12.900	6	3.8	11.850	11	2.1	10.850	19	71.950	8
154	Alfie	Baines	Southport YMCA	LO Clayton	4.1	12.400	18	3.2	11.700	7	3.1	11.700	6	3.2	12.250	16	4.1	12.550	3	2.6	11.250	13	71.850	9
178	Hayden	Skinner	South Essex	LO Clayton	4.9	13.150	4	4.3	11.650	9	3.6	11.200	10	4.4	13.550	1	4.0	9.850	36	4.4	12.150	4	71.550	10
142	Rhys	McClenaghan	Salto	LO Clayton	4.3	13.100	5	4.5	11.250	11	2.6	11.100	13	3.6	12.700	9	4.0	11.850	11	2.5	11.400	10	71.400	11
141	Josh	Cook	Barry YMCA	LO Clayton	3.9	12.800	10	3.0	10.700	18	2.4	11.100	13	3.0	12.250	16	3.2	11.850	11	2.4	11.150	14	69.850	12
146	Pavel	Karnejenko	City of Glasgow	LO Clayton	4.1	12.450	17	3.0	10.750	17	2.4	11.200	10	3.6	12.150	19	2.9	12.000	9	1.9	10.850	19	69.400	13
168	Jamie	Lewis	Woking	LO Clayton	5.3	11.900	26	4.6	10.850	15	3.5	10.500	18	4.4	13.450	2	4.5	11.750	15	3.5	10.400	29	68.850	14
152	Mohamed	Serry	Tolworth	LO Clayton	4.9	12.600	13	3.3	9.750	22	2.9	10.950	16	3.6	12.650	13	4.3	11.450	21	3.6	11.300	12	68.700	15
164	Patrick	Murphy	Huntingdon	LO Clayton	4.0	12.600	13	3.0	8.250	28	2.3	11.150	12	3.6	13.000	5	3.9	12.050	7	2.3	11.050	16	68.100	16
181	Daniel	Stone	Exeter	LO Clayton	3.9	11.750	27	2.9	10.850	15	2.5	11.050	15	2.8	11.750	25	3.3	11.750	15	1.7	10.200	32	67.350	17
153	Morgan	Jones	Tolworth	LO Clayton	3.9	12.650	12	2.9	10.100	20	2.3	10.250	20	2.8	11.500	29	3.0	12.050	7	2.1	10.200	32	66.750	18
156	Callum	Barber	Pipers Vale	LO Clayton	4.0	11.600	30	2.8	11.100	14	2.1	10.100	22	3.0	11.950	22	2.4	11.050	25	1.7	10.250	30	66.050	19
147	Bradley	Nuttall	CMIG	LO Clayton	3.9	11.700	29	4.2	11.700	7	2.2	10.350	19	3.0	10.700	39	3.9	10.850	28	3.2	10.550	24	65.850	20
158	Dean	Collins	Pipers Vale	LO Clayton	4.3	12.500	16	3.0	9.850	21	2.3	8.850	29	3.6	12.300	15	3.2	11.700	19	2.2	10.600	23	65.800	21
162	Emil	Barber	City of Swansea	LO Clayton	3.6	12.050	24	3.0	11.150	13	2.0	7.600	35	3.6	12.700	9	2.9	11.650	20	2.4	10.550	24	65.700	22
176	Joshua	Lincoln	Bury	LO Clayton	4.4	11.350	33	3.1	9.100	25	2.3	9.400	28	3.6	11.500	29	3.8	12.150	6	3.3	11.800	7	65.300	23
170	Owen	Print	Rugby	LO Clayton	4.4	11.350	33	3.0	6.700	32	2.5	10.150	21	3.6	12.800	8	4.1	11.950	10	2.3	11.550	9	64.500	24
140	Byron	Day Rogers	Falcons	LO Clayton	4.3	12.550	15	2.9	9.700	23	2.4	6.950	38	2.8	11.450	31	3.6	11.250	23	3.8	12.300	3	64.200	25
182	Toby	McCarthy	Europa	LO Clayton	4.2	12.200	20	3.3	11.200	12	1.8	7.900	31	3.0	10.950	36	3.5	11.300	22	1.9	10.050	34	63.600	26
148	Alex	Brierley	CMIG	LO Clayton	4.3	12.900	8	2.8	8.700	26	2.0	7.050	37	3.6	12.700	9	3.7	11.000	26	2.2	10.850	19	63.200	27
165	Tim	McCarthy	Woking	LO Clayton	4.1	8.500	40	3.1	9.250	24	2.2	10.950	16	3.0	11.900	23	3.2	11.200	24	2.1	10.800	22	62.600	28
163	Harry	O'Driscoll	Huntingdon	LO Clayton	4.0	10.800	38	2.1	7.650	29	2.1	9.950	24	2.8	11.550	27	2.6	10.750	30	2.1	10.450	27	61.150	29
180	Harry	Ross	City of Newcastle	LO Clayton	4.3	12.200	20	3.1	7.400	30	2.2	10.100	22	3.6	12.250	16	2.4	8.300	40	3.0	10.250	30	60.500	30
167	Lorenzo	Carrozzo	Woking	LO Clayton	4.3	11.400	32	3.1	8.400	27	2.2	9.900	26	3.6	11.450	31	3.6	10.300	33	2.2	8.650	36	60.100	31
166	Jonty	Mitchell	Woking	LO Clayton	4.0	10.950	37	2.0	6.050	35	1.6	7.700	34	2.8	11.800	24	3.0	10.600	31	2.5	10.950	17	58.050	32
149	Ryan	McKerchar	Perth	LO Clayton	3.9	12.350	19	2.1	4.350	40	2.0	7.900	31	2.8	10.900	37	3.4	10.950	27	3.3	11.150	14	57.600	33
150	Veselin	Kavaladzhiev	Croydon	LO Clayton	2.6	10.550	39	2.0	4.700	39	2.1	9.950	24	2.8	10.600	40	2.4	10.150	34	1.7	10.550	24	56.500	34
144	Adam	Logan	City of Glasgow	LO Clayton	3.9	11.100	35	2.2	4.850	38	2.0	7.750	33	2.8	11.600	26	2.9	10.850	28	1.7	10.050	34	56.200	35
155	Robbie	White	Plymouth	LO Clayton	3.4	12.050	24	2.7	6.950	31	1.7	9.900	26	2.0	11.200	35	2.7	8.600	39	1.6	7.000	39	55.700	36
151	Joshua	Lockyer	Croydon	LO Clayton	3.4	11.550	31	2.7	6.400	33	1.6	7.200	36	2.8	10.850	38	2.1	9.900	35	1.7	8.500	37	54.400	37
172	Nicholas	Harvey	Ellan Vannin	LO Clayton	4.2	11.050	36	2.1	6.250	34	2.0	5.350	40	2.8	11.550	27	3.6	9.200	38	2.9	10.950	17	54.350	38
177	Kieran	Burr	Rushmoor	LO Clayton	3.8	12.100	22	2.1	5.550	36	2.1	8.600	30	2.8	11.350	34	2.7	10.600	31	1.7	5.800	40	54.000	39
171	Robert	Jones	Ellan Vannin	LO Clayton	3.6	11.750	27	2.7	5.350	37	2.1	6.700	39	2.8	11.450	31	2.3	9.500	37	1.6	7.050	38	51.800	40

2013 London Open

Mens Artistic

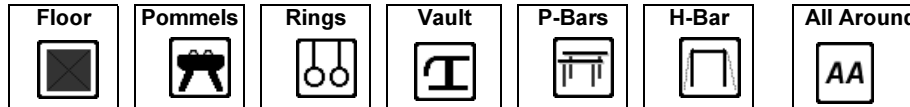


LO Westminster

No	Name	Club	Comp	D	FX		D	PH		D	SR		D	VT		D	PB		D	HB		AA		
196	Max	Whitlock	South Essex	LO Westminster	6.7	15.250	2	7.3	15.900	1	5.5	14.000	6	5.6	14.950	5	6.0	13.900	5	6.2	15.100	2 =	89.100	1
193	Daniel	Purvis	Southport YMCA	LO Westminster	6.5	15.550	1	5.9	13.700	7	5.9	14.600	3	5.6	15.000	3 =	6.3	14.700	2	6.1	14.950	4	88.500	2
207	Sam	Oldham	Huntingdon	LO Westminster	6.5	14.600	4	6.0	14.050	5	5.8	14.250	4	5.6	14.800	6 =	5.9	13.750	6	6.0	14.300	7 =	85.750	3
197	Reiss	Beckford	South Essex	LO Westminster	5.7	11.450	28	5.3	13.950	6	6.0	14.750	2	5.6	13.700	16 =	5.9	14.500	3	5.8	14.600	5	82.950	4
223	Kirill	Prokopen	Vladimir (Russia)	LO Westminster	6.0	14.500	5	5.3	13.300	9 =	5.3	13.450	7	5.2	14.600	8	4.8	12.400	16 =	5.2	14.300	7 =	82.550	5
117	Anthony	Wise	South Essex	LO Westminster	5.8	13.200	11	6.1	14.450	3	4.0	11.950	21	5.2	14.500	9	5.5	14.200	4	5.1	14.000	11 =	82.300	6
202	Stian	Skjerahaug	Norwegian Fed	LO Westminster	5.2	14.000	8	5.5	13.600	8	4.7	13.100	8 =	4.8	14.000	12	5.3	13.100	9	5.2	14.150	10	81.950	7
208	William	Trood	Hinckley	LO Westminster	5.4	14.350	7	4.4	12.400	18	5.5	13.050	10 =	5.2	13.600	20	5.6	13.400	7	5.1	13.550	15	80.350	8
482	Oskar	Kirmes	Finland	LO Westminster	5.3	14.400	6	5.0	13.250	11	4.6	12.450	16	4.4	13.700	16 =	5.0	12.800	12	5.3	13.650	14	80.250	9
86	Dominic	Cunningham	City of Birmingham	LO Westminster	6.2	14.900	3	5.1	12.900	14	4.6	12.500	14 =	5.6	13.850	13 =	3.9	10.450	31	5.7	14.400	6	79.000	10
184	Clinton	Purnell	Barry YMCA	LO Westminster	5.7	12.400	19	5.5	12.500	17	6.1	13.100	8 =	5.6	14.150	10	5.2	12.650	14	5.5	14.000	11 =	78.800	11
206	Cameron	MacKenzie	Huntingdon	LO Westminster	6.2	11.800	23	4.7	12.700	15	5.1	13.000	12 =	5.6	14.800	6 =	5.3	11.450	29 =	5.1	13.850	13	77.600	12
216	Chris	O'Connor	Tolworth	LO Westminster	5.8	13.600	10	5.1	12.250	19	4.8	12.150	19 =	4.4	13.700	16 =	5.2	12.400	16 =	4.0	13.150	17	77.250	13
200	Marcus	Conradi	Norwegian Fed	LO Westminster	6.0	11.550	26 =	5.2	12.000	21 =	5.3	13.000	12 =	5.2	13.700	16 =	4.8	12.400	16 =	5.5	13.000	18	75.650	14
211	Adam	Cox	City of Glasgow	LO Westminster	5.0	10.800	29	4.9	12.150	20	3.2	11.650	23	4.4	13.300	23	5.1	12.550	15	4.7	12.400	20	72.850	15
214	Tom	Barnes	Rushmoor	LO Westminster	4.9	12.250	21 =	4.1	10.750	28 =	3.8	11.800	22	4.8	13.400	22	4.1	11.600	25 =	4.1	12.800	19	72.600	16
212	Andrew	Mackie	City of Glasgow	LO Westminster	4.2	11.600	24 =	5.5	12.600	16	4.0	11.150	24 =	4.4	12.850	27	4.0	12.250	19	2.9	11.700	23 =	72.150	17
217	Antony	O'Donnell	Tolworth	LO Westminster	5.3	12.750	15	3.8	9.650	33	4.6	12.350	17	4.8	13.200	24	4.4	11.450	29 =	4.1	11.700	23 =	71.100	18
188	Harshul	Measuria	CMIG	LO Westminster	4.1	13.050	12	2.8	10.400	31	2.1	10.200	27 =	3.6	12.700	28	3.1	12.150	20	2.4	11.850	22	70.350	19
476	Ross	Soutar	Beacon Boys	LO Westminster	5.0	12.850	13 =	3.4	11.250	26	4.3	11.150	24 =	3.2	12.000	30	4.4	11.550	27	2.6	10.500	29	69.300	20
220	James	Griffin	West Lothian	LO Westminster	3.7	12.450	17 =	2.8	10.750	28 =	1.9	9.400	29 =	3.6	12.250	29	3.5	11.900	23	2.5	11.150	27	67.900	21
221	Grant	Miller	West Lothian	LO Westminster	4.8	12.850	13 =	4.8	10.650	30	2.3	9.400	29 =	4.4	12.900	26	4.1	11.600	25 =	2.9	10.400	30	67.800	22
187	Mathew	O'Connor	Salto	LO Westminster	3.0	11.600	24 =	3.4	10.850	27	2.2	10.200	27 =	2.8	11.450	31	2.9	12.050	21	2.7	11.050	28	67.200	23
195	Robert	Hunter	Bury	LO Westminster	5.1	10.650	30	5.1	8.200	34	4.5	11.050	26	5.2	13.750	15	4.8	10.150	32	4.5	12.100	21	65.900	24
210	Liam	Davie	City of Glasgow	LO Westminster	5.0	11.550	26 =	0.0	0.000	35 =	5.0	12.200	18	4.4	13.150	25	4.1	11.800	24	5.3	14.250	9	62.950	25
203	Robert	Sansby	Loughborough Students	LO Westminster	4.6	12.300	20	4.8	11.400	25	4.3	12.150	19 =	4.4	13.500	21	4.4	12.700	13	0.0	0.000	31 =	62.050	26
186	Duncan	Crichton	Heathrow	LO Westminster	4.2	12.250	21 =	3.1	11.900	24	2.7	7.600	31	0.0	0.000	32 =	3.4	11.500	28	2.7	11.400	26	54.650	27
477	Luke	Carson	Gymnastics Ireland	LO Westminster	0.0	0.000	31 =	4.5	13.150	13	4.9	13.050	10 =	0.0	0.000	32 =	4.9	12.950	10 =	5.2	13.250	16	52.400	28
209	Douglas	Ross	City of Glasgow	LO Westminster	5.5	13.650	9	3.5	10.050	32	0.0	0.000	32 =	5.6	13.850	13 =	3.9	11.950	22	0.0	0.000	31 =	49.500	29
185	Kristian	Thomas	Earls	LO Westminster	0.0	0.000	31 =	5.8	14.800	2	0.0	0.000	32 =	6.0	15.450	1	0.0	0.000	33 =	6.8	15.600	1	45.850	30
201	Lars	Jorgen Fjeld	Norwegian Fed	LO Westminster	5.5	12.600	16	5.0	12.000	21 =	0.0	0.000	32 =	4.8	14.050	11	0.0	0.000	33 =	0.0	0.000	31 =	38.650	31
213	Grant	Gardiner	Woking	LO Westminster	0.0	0.000	31 =	4.4	11.950	23	0.0	0.000	32 =	0.0	0.000	32 =	5.5	13.350	8	4.0	11.600	25	36.900	32
189	Ashley	Watson	Leeds	LO Westminster	0.0	0.000	31 =	0.0	0.000	35 =	0.0	0.000	32 =	0.0	0.000	32 =	6.7	14.800	1	6.5	15.100	2 =	29.900	33
194	Theo	Seager	Bury	LO Westminster	0.0	0.000	31 =	0.0	0.000	35 =	6.3	14.200	5	6.0	15.100	2	0.0	0.000	33 =	0.0	0.000	31 =	29.300	34
205	Daniel	Keatings	Huntingdon	LO Westminster	0.0	0.000	31 =	6.4	13.200	12	0.0	0.000	32 =	0.0	0.000	32 =	5.7	12.950	10 =	0.0	0.000	31 =	26.150	35
481	Markku	Vahtila	Finland	LO Westminster	0.0	0.000	31 =	0.0	0.000	35 =	6.4	15.200	1	0.0	0.000	32 =	0.0	0.000	33 =	0.0	0.000	31 =	15.200	36
483	Tomi	Tuuha	Finland	LO Westminster	0.0	0.000	31 =	0.0	0.000	35 =	0.0	0.000	32 =	5.6	15.000	3 =	0.0	0.000	33 =	0.0	0.000	31 =	15.000	37
478	Juho	Kanerva	Finland	LO Westminster	0.0	0.000	31 =	5.7	14.100	4	0.0	0.000	32 =	0.0	0.000	32 =	0.0	0.000	33 =	0.0	0.000	31 =	14.100	38
218	Ross	Morey	Tolworth	LO Westminster	0.0	0.000	31 =	4.7	13.300	9 =	0.0	0.000	32 =	0.0	0.000	32 =	0.0	0.000	33 =	0.0	0.000	31 =	13.300	39
226	Stefan	Kolimechkov	Elite	LO Westminster	0.0	0.000	31 =	0.0	0.000	35 =	4.3	12.500	14 =	0.0	0.000	32 =	0.0	0.000	33 =	0.0	0.000	31 =	12.500	40
479	Sakari	Vekki	Finland	LO Westminster	5.8	12.450	17 =	0.0	0.000	35 =	0.0	0.000	32 =	0.0	0.000	32 =	0.0	0.000	33 =	0.0	0.000	31 =	12.450	41

2013 London Open

Mens Artistic

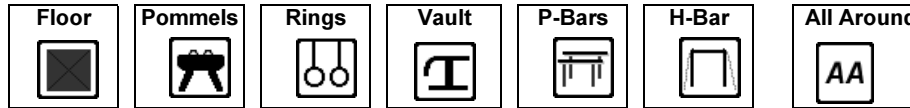


LDO Club L1-U8

No	Name	Club	Comp	D	FX		D	PH		D	SR		D	VT		D	PB		D	HB		AA		
246	Winston	Powell	City of Birmingham	LDO Club L1-U8	10.0	9.550	2	10.0	9.600	1	10.0	9.450	1	10.0	9.600	4	10.0	9.800	1	10.0	9.500	1	57.500	1
283	T'khai	Phillips	South Essex	LDO Club L1-U8	10.0	9.400	4	10.0	9.200	3	10.0	9.450	1	10.0	9.550	6	10.0	9.100	4	10.0	9.200	3	55.900	2
244	Nile	Oyenekan	Harrow	LDO Club L1-U8	10.0	9.650	1	10.0	9.000	9	10.0	8.900	2	10.0	9.550	6	10.0	9.100	4	10.0	9.500	1	55.700	3
282	Danny	Crouch	South Essex	LDO Club L1-U8	10.0	8.900	14	10.0	9.600	1	10.0	8.250	16	10.0	9.750	1	10.0	8.500	17	10.0	9.050	4	54.050	4
251	Trumaine	Brown	City of Birmingham	LDO Club L1-U8	10.0	9.400	4	10.0	9.050	7	10.0	8.650	8	10.0	8.900	33	10.0	9.150	3	10.0	8.200	19	53.350	5
270	Max	Davies	Rushmoor	LDO Club L1-U8	10.0	9.000	10	10.0	9.150	5	10.0	8.800	5	10.0	9.250	13	10.0	8.650	11	10.0	8.100	21	52.950	6
232	Alexander	Yolshina Cash	Uttoxeter	LDO Club L1-U8	10.0	8.950	13	10.0	9.150	5	10.0	7.250	45	10.0	9.700	2	10.0	8.400	20	10.0	8.900	2	52.350	7
236	Dylan	Harris	Portsmouth	LDO Club L1-U8	10.0	8.900	14	10.0	8.250	20	10.0	8.950	3	10.0	9.250	13	10.0	8.050	30	10.0	8.800	7	52.200	8
272	Lewis	Smee	Europa	LDO Club L1-U8	10.0	8.750	18	10.0	9.200	3	10.0	7.700	30	10.0	8.700	39	10.0	8.900	7	10.0	8.800	7	52.050	9
276	Toby	Splain	Basingstoke	LDO Club L1-U8	10.0	9.350	7	10.0	8.700	13	10.0	8.450	13	10.0	8.950	31	10.0	9.200	2	10.0	7.250	36	51.900	10
278	Peter	Ritch	Lothian	LDO Club L1-U8	10.0	8.250	30	10.0	8.450	18	10.0	8.800	4	10.0	8.500	45	10.0	8.800	8	10.0	9.100	7	51.900	10
247	Ethan	Bray	City of Birmingham	LDO Club L1-U8	10.0	9.000	10	10.0	9.050	7	10.0	8.850	4	10.0	9.550	4	10.0	8.750	53	10.0	8.550	12	51.750	12
234	Shlomo	Levy	Camden	LDO Club L1-U8	10.0	7.850	39	10.0	8.850	10	10.0	8.650	8	10.0	9.250	13	10.0	8.150	26	10.0	8.550	12	51.300	13
277	Rowan	Deakin	Basingstoke	LDO Club L1-U8	10.0	9.400	4	10.0	7.450	34	10.0	7.700	30	10.0	9.200	17	10.0	8.800	8	10.0	8.700	10	51.250	14
255	Emile	Gooding	Bulmershe	LDO Club L1-U8	10.0	9.000	10	10.0	7.800	29	10.0	7.700	30	10.0	9.200	17	10.0	8.550	15	10.0	8.750	9	51.000	15
254	Max	Kendall	Bulmershe	LDO Club L1-U8	10.0	9.450	3	10.0	7.900	28	10.0	7.650	34	10.0	9.300	11	10.0	8.100	28	10.0	8.500	14	50.900	16
252	Brandon	King	City of Birmingham	LDO Club L1-U8	10.0	8.650	21	10.0	8.800	11	10.0	7.850	26	10.0	9.650	3	10.0	7.900	37	10.0	8.000	22	50.850	17
249	Orlando	Thompson	City of Birmingham	LDO Club L1-U8	10.0	8.100	35	10.0	8.550	16	10.0	8.500	12	10.0	9.150	19	10.0	8.950	4	10.0	7.400	32	50.650	18
248	Christian	Mobsby	City of Birmingham	LDO Club L1-U8	10.0	8.150	33	10.0	8.600	15	10.0	8.400	14	10.0	9.000	26	10.0	8.200	23	10.0	7.650	28	50.000	19
265	Solomon	Gordon	Northampton Boys	LDO Club L1-U8	10.0	9.200	8	10.0	7.950	24	10.0	7.350	41	10.0	8.500	45	10.0	8.650	11	10.0	8.300	17	49.950	20
261	Jacob	Ryan	Birkenhead	LDO Club L1-U8	10.0	9.150	9	10.0	8.800	11	10.0	7.400	40	10.0	9.250	13	10.0	8.050	30	10.0	7.250	36	49.900	21
258	Luke	Marsh	Rugby	LDO Club L1-U8	10.0	8.700	20	10.0	8.100	22	10.0	8.050	20	10.0	9.150	19	10.0	8.550	15	10.0	7.200	38	49.750	22
256	Dylan	Taylor-Walton	Rugby	LDO Club L1-U8	10.0	8.750	18	10.0	8.350	19	10.0	7.300	43	10.0	8.700	39	10.0	8.200	23	10.0	8.350	16	49.650	23
263	Morgan	Hanford	Birkenhead	LDO Club L1-U8	10.0	8.850	16	10.0	7.950	24	10.0	8.050	20	10.0	9.400	9	10.0	8.400	20	10.0	6.900	40	49.550	24
273	Trey	McGregor	Europa	LDO Club L1-U8	10.0	8.650	21	10.0	7.950	24	10.0	8.050	20	10.0	9.600	4	10.0	7.600	45	10.0	7.500	31	49.350	25
279	Cameron	Smith	Lothian	LDO Club L1-U8	10.0	8.200	31	10.0	7.050	38	10.0	8.650	8	10.0	8.900	33	10.0	8.650	11	10.0	7.900	25	49.350	25
262	Jack	Harper	Birkenhead	LDO Club L1-U8	10.0	8.450	27	10.0	8.200	21	10.0	7.450	37	10.0	8.000	51	10.0	8.800	8	10.0	8.400	15	49.300	27
250	Eizen	Balu	City of Birmingham	LDO Club L1-U8	10.0	8.800	17	10.0	7.700	32	10.0	7.900	25	10.0	8.550	42	10.0	8.450	19	10.0	7.850	26	49.250	28
259	Murray	Cox	Rugby	LDO Club L1-U8	10.0	8.650	21	10.0	6.700	41	10.0	8.250	16	10.0	9.100	21	10.0	8.050	30	10.0	8.000	22	48.750	29
235	Kaiien	Ollier	Milton Keynes	LDO Club L1-U8	10.0	8.600	24	10.0	7.650	33	10.0	7.300	43	10.0	9.100	21	10.0	8.200	23	10.0	7.650	28	48.500	30
274	Toby	Woods	Basingstoke	LDO Club L1-U8	10.0	8.500	25	10.0	8.050	23	10.0	7.600	35	10.0	8.450	47	10.0	7.500	48	10.0	8.200	19	48.300	31
238	Alfie	Ball	Portsmouth	LDO Club L1-U8	10.0	8.100	35	10.0	6.250	44	10.0	8.300	15	10.0	8.950	31	10.0	8.100	28	10.0	8.250	18	47.950	32
281	Connor	Sullivan	Dynamo	LDO Club L1-U8	10.0	6.850	51	10.0	7.800	29	10.0	7.700	30	10.0	9.000	26	10.0	7.900	37	10.0	8.650	11	47.900	33
280	Robby	Bain	Lothian	LDO Club L1-U8	10.0	7.450	45	10.0	7.400	35	10.0	7.800	28	10.0	9.050	24	10.0	8.650	11	10.0	7.400	32	47.750	34
243	Ryan	Crouchman	Huntingdon	LDO Club L1-U8	10.0	6.950	50	10.0	7.950	24	10.0	8.600	11	10.0	9.000	26	10.0	8.150	26	10.0	7.000	39	47.650	35
257	Joss	Phillips	Rugby	LDO Club L1-U8	10.0	7.700	41	10.0	7.800	29	10.0	7.100	46	10.0	8.900	33	10.0	8.000	34	10.0	7.550	30	47.050	36
268	Alex	Simner	Northampton Boys	LDO Club L1-U8	10.0	7.600	43	10.0	8.700	13	10.0	5.500	52	10.0	9.100	21	10.0	8.050	30	10.0	7.350	34	46.300	37
230	Bradley	Cooper	Lincoln	LDO Club L1-U8	10.0	8.150	33	10.0	4.950	51	10.0	7.850	26	10.0	8.700	39	10.0	8.300	22	10.0	8.000	22	45.950	38
241	Woody	Melbourne	Leatherhead & Dorking	LDO Club L1-U8	10.0	7.750	40	10.0	5.800	47	10.0	7.950	23	10.0	8.800	37	10.0	8.000	34	10.0	7.300	35	45.600	39
229	Munro	Black	Hendon	LDO Club L1-U8	10.0	6.200	53	10.0	6.850	39	10.0	7.950	23	10.0	9.000	26	10.0	7.800	40	10.0	7.750	27	45.550	40
271	Callum	Wooffenden	Europa	LDO Club L1-U8	10.0	7.300	47	10.0	8.500	17	10.0	6.700	49	10.0	8.750	38	10.0	7.500	48	10.0	6.750	41	45.500	41
269	Jacob	Stonton	Northampton Boys	LDO Club L1-U8	10.0	8.200	31	10.0	6.800	40	10.0	8.150	19	10.0	8.300	49	10.0	7.850	39	10.0	6.000	49	45.300	42
275	Oliver	Whiles	Basingstoke	LDO Club L1-U8	10.0	8.050	37	10.0	6.300	43	10.0	8.200	18	10.0	8.400	48	10.0	7.650	44	10.0	6.700	42	45.300	42
240	Christopher	Chan	Leatherhead & Dorking	LDO Club L1-U8	10.0	8.300	28	10.0	7.400	35	10.0	7.750	29	10.0	7.400	52	10.0	7.200	50	10.0	6.350	45	44.400	44
264	Pacey	Foster	Heathrow	LDO Club L1-U8	10.0	8.500	25	10.0	5.400	49	10.0	7.500	36	10.0	9.350	10	10.0	7.800	40	10.0	5.450	52	44.000	45
237	Sam	Bream	Portsmouth	LDO Club L1-U8	10.0	7.650	42	10.0	5.600	48	10.0	7.450	37	10.0	9.000	26	10.0	7.700	42	10.0	6.150	46	43.550	46
260	Sam	Lyon	Rugby	LDO Club L1-U8	10.0	8.050	37	10.0	5.200	50	10.0	7.350	41	10.0	9.300	11	10.0	7.550	47	10.0	5.850	51	43.300	47
239	Jared	Field	Leatherhead & Dorking	LDO Club L1-U8	10.0	7.300	47	10.0	6.400	42	10.0	7.450	37	10.0	8.550	42	10.0	6.900	51	10.0	6.550	43	43.150	48
233	Archie	Johnson	Uttoxeter	LDO Club L1-U8	10.0	8.300	28	10.0	6.200	45	10.0	5.250	53	10.0	9.050	24	10.0	7.700	42	10.0	6.550	43	43.050	49
253	Isaac	Sperrin	Bulmershe	LDO Club L1-U8	10.0	7.600	43	10.0	6.150	46	10.0	6.850	48	10.0	8.100	50	10.0	7.600	45	10.0	6.050	48	42.350	50
231	Samuel	Edgington	Lincoln	LDO Club L1-U8	10.0	7.400	46	10.0	7.100	37	10.0	6.550	50	10.0	7.250	53	10.0	6.900	51	10.0	6.000	49	41.200	51
266	Jacob	Pattison	Northampton Boys	LDO Club L1-U8	10.0	7.100	49	10.0	4.950	51	10.0	7.000	47	10.0	8.850	36	10.0	8.500	17	10.0	4.800	53	41.200	51
267	Adam	Tame	Northampton Boys	LDO Club L1-U8	10.0	6.700	52	10.0	4.300	53	10.0	6.300	51	10.0	8.550	42	10.0	8.000	34	10.0	6.150	46	40.000	53

2013 London Open

Mens Artistic



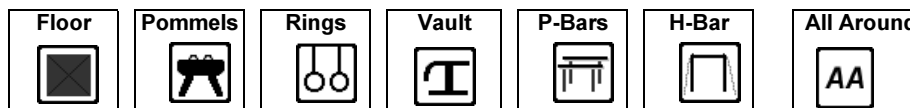
LDO Club L1-InAge

No	Name	Club	Comp	D	FX		D	PH		D	SR		D	VT		D	PB		D	HB		AA		
330	Callum	Archer	Xcel	LDO Club L1-InAge	10.0	9.375	1	10.0	9.100	2	10.0	8.400	6	10.0	9.300	6	10.0	9.050	1	10.0	9.500	1	54.725	1
331	Felix	Coomber	Xcel	LDO Club L1-InAge	10.0	9.150	3	10.0	8.700	6	10.0	8.600	4	10.0	9.100	13	10.0	9.400	1	10.0	9.400	2	54.350	2
474	Tom	Hobbins	City of Birmingham	LDO Club L1-InAge	10.0	9.350	2	10.0	9.350	1	10.0	8.200	10	10.0	8.900	29	10.0	9.400	1	10.0	8.700	11	53.900	3
312	Kai	Fellows	City of Birmingham	LDO Club L1-InAge	10.0	8.875	7	10.0	9.050	3	10.0	8.450	5	10.0	8.900	29	10.0	9.300	3	10.0	9.150	7	53.725	4
301	Samurai	Gayle	Harrow	LDO Club L1-InAge	10.0	9.100	4	10.0	8.900	6	10.0	8.800	1	10.0	9.100	13	10.0	8.300	13	10.0	9.200	1	53.400	5
337	Owen	Sims	Dynamo	LDO Club L1-InAge	10.0	8.900	6	10.0	8.600	11	10.0	8.400	1	10.0	9.150	10	10.0	9.000	7	10.0	9.300	1	53.350	6
320	Tyler	Griffiths	Rugby	LDO Club L1-InAge	10.0	8.525	15	10.0	8.950	5	10.0	8.150	12	10.0	8.700	39	10.0	9.300	3	10.0	9.400	2	53.025	7
302	Toby	Stevens	Norwich	LDO Club L1-InAge	10.0	8.725	12	10.0	8.400	16	10.0	8.750	2	10.0	8.950	26	10.0	8.900	9	10.0	9.150	7	52.875	8
286	Shaq	Grant	Camden	LDO Club L1-InAge	10.0	8.250	21	10.0	8.700	8	10.0	8.700	3	10.0	9.100	13	10.0	8.350	12	10.0	8.600	14	51.700	9
318	Freddy	Nelson	City of Newcastle	LDO Club L1-InAge	10.0	8.275	19	10.0	8.600	11	10.0	7.300	39	10.0	9.750	1	10.0	9.000	7	10.0	8.750	10	51.675	10
323	Cole	Burrell	South Essex	LDO Club L1-InAge	10.0	8.600	14	10.0	8.600	11	10.0	7.850	20	10.0	9.000	21	10.0	8.800	10	10.0	8.700	11	51.550	11
322	Leo	Ayres	South Essex	LDO Club L1-InAge	10.0	8.725	12	10.0	8.400	16	10.0	7.800	22	10.0	9.050	17	10.0	8.100	19	10.0	9.200	5	51.275	12
325	Daniel	Lee	Rushmoor	LDO Club L1-InAge	10.0	8.100	28	10.0	8.700	8	10.0	8.050	14	10.0	8.800	33	10.0	9.050	1	10.0	8.050	25	50.750	13
317	Kurtis	Rutter	City of Newcastle	LDO Club L1-InAge	10.0	8.750	10	10.0	8.150	21	10.0	7.900	19	10.0	8.800	33	10.0	8.400	11	10.0	8.400	19	50.400	14
335	Finley	Hughes	Dynamo	LDO Club L1-InAge	10.0	8.350	16	10.0	8.000	23	10.0	8.300	8	10.0	9.050	17	10.0	7.800	24	10.0	8.700	11	50.200	15
319	George	Ross	City of Newcastle	LDO Club L1-InAge	10.0	8.850	8	10.0	9.000	4	10.0	7.750	25	10.0	9.200	8	10.0	7.200	43	10.0	8.150	23	50.150	16
321	Sam	Newberry	Rugby	LDO Club L1-InAge	10.0	8.225	24	10.0	7.600	31	10.0	7.800	22	10.0	9.500	2	10.0	8.100	19	10.0	8.550	16	49.775	17
341	Oliver	Clucas	Tolworth	LDO Club L1-InAge	10.0	8.850	8	10.0	7.800	26	10.0	7.350	36	10.0	9.050	17	10.0	8.150	18	10.0	8.350	20	49.550	18
306	James	West	Bulmershe	LDO Club L1-InAge	10.0	7.825	34	10.0	7.600	31	10.0	7.400	35	10.0	9.350	3	10.0	7.600	29	10.0	9.000	9	48.775	19
293	Pavel	Kavalzhiev	Croydon	LDO Club L1-InAge	10.0	8.274	20	10.0	7.550	34	10.0	8.300	8	10.0	8.700	39	10.0	7.350	38	10.0	8.600	14	48.774	20
336	Tom	George	Dynamo	LDO Club L1-InAge	10.0	8.100	28	10.0	8.450	15	10.0	6.650	48	10.0	9.000	21	10.0	8.300	13	10.0	8.250	21	48.750	21
326	Nahum	Barlow	Europa	LDO Club L1-InAge	10.0	7.300	42	10.0	8.600	11	10.0	7.250	43	10.0	8.650	41	10.0	8.200	16	10.0	8.250	21	48.250	22
324	Johannes	Coetzee	Rushmoor	LDO Club L1-InAge	10.0	9.000	5	10.0	7.600	31	10.0	5.950	51	10.0	8.950	26	10.0	8.200	16	10.0	8.550	16	48.250	22
315	James	Woolfall	Birkenhead	LDO Club L1-InAge	8.0	5.900	52	10.0	8.750	7	10.0	7.950	17	10.0	9.350	3	10.0	7.800	24	10.0	8.000	26	47.750	24
339	Owen	Hastings	Basingstoke	LDO Club L1-InAge	10.0	8.250	21	10.0	7.350	38	10.0	7.750	25	10.0	8.800	33	10.0	8.050	21	10.0	7.350	40	47.550	25
316	Mackenzie	Horton	City of Newcastle	LDO Club L1-InAge	10.0	8.175	25	10.0	7.900	25	10.0	7.050	44	10.0	9.150	10	10.0	7.350	38	10.0	7.900	28	47.525	26
311	Diarmaid	O'Regan	Douglas (Ireland)	LDO Club L1-InAge	10.0	8.175	25	10.0	7.700	29	10.0	7.750	25	10.0	8.800	33	10.0	7.400	36	10.0	7.650	31	47.475	27
292	Kiyan	Faridi	Hendon	LDO Club L1-InAge	9.0	7.200	44	10.0	7.800	26	10.0	7.450	32	10.0	9.350	3	10.0	7.100	45	10.0	8.450	18	47.350	28
314	Luca	Brunelli	Heathrow	LDO Club L1-InAge	10.0	7.500	37	10.0	7.800	26	10.0	7.300	39	10.0	8.900	29	10.0	7.600	29	10.0	8.000	26	47.100	29
299	Joshua	Windebank	Portsmouth	LDO Club L1-InAge	10.0	8.350	16	10.0	6.200	47	10.0	8.100	13	10.0	9.050	17	10.0	7.500	32	10.0	7.850	29	47.050	30
334	Wesley	Wong	Dynamo	LDO Club L1-InAge	10.0	8.750	10	10.0	5.250	52	10.0	8.000	16	10.0	8.950	26	10.0	8.000	22	10.0	8.100	24	47.050	30
300	Joe	Reynolds	Harrow	LDO Club L1-InAge	10.0	8.025	30	10.0	8.100	22	10.0	7.500	30	10.0	8.050	51	10.0	7.800	24	10.0	7.550	34	47.025	32
285	Ben	Weaver	Uttoxeter	LDO Club L1-InAge	10.0	8.175	25	10.0	7.000	41	10.0	7.800	22	10.0	9.300	6	10.0	7.000	47	10.0	7.450	36	46.725	33
284	Charlie	Ball	Uttoxeter	LDO Club L1-InAge	10.0	8.350	16	10.0	8.350	18	10.0	6.950	47	10.0	9.100	13	10.0	7.250	41	10.0	6.550	46	46.550	34
298	Tommy	Welton	Portsmouth	LDO Club L1-InAge	10.0	7.725	36	10.0	8.300	19	10.0	7.350	36	10.0	8.500	45	10.0	7.100	45	10.0	7.500	35	46.475	35
19	Aaditya	Taware	Heathrow	LDO Club L1-InAge	10.0	8.250	21	10.0	7.150	39	10.0	7.450	32	10.0	8.650	41	10.0	7.500	32	10.0	7.400	37	46.400	36
288	Jake	Gee	Camden	LDO Club L1-InAge	10.0	7.500	37	10.0	6.300	46	10.0	8.200	10	10.0	8.500	45	10.0	8.250	15	10.0	7.600	33	46.350	37
290	Connor	Mills	Lincoln	LDO Club L1-InAge	10.0	6.550	49	10.0	7.550	34	10.0	8.050	14	10.0	9.150	10	10.0	7.500	32	10.0	7.350	40	46.150	38
308	Oshin	kaighin	Ellan Vannin	LDO Club L1-InAge	10.0	7.325	41	10.0	8.000	23	10.0	7.550	28	10.0	8.300	49	10.0	7.450	35	10.0	7.400	37	46.025	39
310	Oisín	Noonan	Phoenix (Ireland)	LDO Club L1-InAge	10.0	7.475	39	10.0	7.500	36	10.0	7.050	44	10.0	8.800	33	10.0	7.400	36	10.0	7.750	30	45.975	40
287	Louis	Williamson	Camden	LDO Club L1-InAge	10.0	7.850	32	10.0	8.300	19	10.0	7.850	20	10.0	8.650	41	10.0	7.700	27	10.0	5.600	49	45.950	41
304	Isaac	Holland	Pipers Vale	LDO Club L1-InAge	10.0	7.750	35	10.0	7.700	29	10.0	7.950	17	10.0	8.300	49	10.0	7.700	27	10.0	5.900	48	45.300	42
313	Marcus	William-Taylor	Heathrow	LDO Club L1-InAge	10.0	7.850	32	10.0	6.900	42	10.0	6.600	49	10.0	8.900	29	10.0	7.200	43	10.0	7.650	31	45.100	43
297	Ned	Belchier	Huntingdon	LDO Club L1-InAge	10.0	6.925	48	10.0	7.400	37	10.0	7.550	28	10.0	8.400	47	10.0	7.850	23	10.0	6.550	46	44.675	44
340	Nicholas	Mackay	Basingstoke	LDO Club L1-InAge	10.0	6.950	47	10.0	6.500	44	10.0	7.450	32	10.0	8.800	33	10.0	7.600	29	10.0	7.300	42	44.600	45
289	Jack	Chambers	Lincoln	LDO Club L1-InAge	10.0	7.300	42	10.0	7.100	40	10.0	7.350	36	10.0	9.200	8	10.0	7.000	47	10.0	6.600	45	44.550	46
307	Joshua	Baldwin	Bulmershe	LDO Club L1-InAge	10.0	7.950	31	10.0	5.550	50	10.0	7.300	39	10.0	9.000	21	10.0	7.300	40	10.0	7.150	43	44.250	47
338	Oliver	Buckley	Basingstoke	LDO Club L1-InAge	10.0	7.150	46	10.0	6.050	48	10.0	7.500	30	10.0	9.000	21	10.0	6.400	51	10.0	7.400	37	43.500	48
309	Jackson	Katz	Ellan Vannin	LDO Club L1-InAge	10.0	7.425	40	10.0	5.850	49	10.0	7.050	44	10.0	8.000	52	10.0	6.500	50	10.0	7.150	43	41.975	49
327	Elliott	Passam	Northampton Boys	LDO Club L1-InAge	10.0	7.200	44	10.0	6.500	44	10.0	6.100	50	10.0	9.000	21	10.0	6.700	49	10.0	5.500	50	41.000	50
305	Callum	Hynes	Pipers Vale	LDO Club L1-InAge	10.0	6.450	51	10.0	6.900	42	10.0	7.300	39	10.0	8.400	47	10.0	7.250	41	10.0	3.750	52	40.050	51
328	Joshua	Stott	Northampton Boys	LDO Club L1-InAge	10.0	6.550	49	10.0	5.350	51	10.0	5.850	52	10.0	8.650	41	10.0	6.300	52	10.0	4.000	51	36.700	52

LDO Club L1-OutAge

No	Name	Club	Comp	D	FX		D	PH		D	SR		D	VT		D	PB		D	HB		AA		
294	Elliot	Swinburn	Huntingdon	LDO Club L1-OutAge	10.0	8.025	1	10.0	6.500	3	10.0	8.100	1	10.0	9.600	1	10.0	8.050	1	10.0	6.800	1	47.075	1
333	Taine	Pitter	Dynamo	LDO Club L1-OutAge	10.0	7.800	2	10.0	7.950	1	10.0	7.700	2	10.0	8.700	3	10.0	8.000	2	10.0	6.600	2	46.750	2
295	Matthew	Toulson	Huntingdon	LDO																				

2013 London Open Mens Artistic



LDO Club L3-InAge

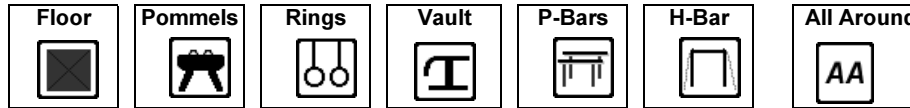
No	Name	Club	Comp	D	FX	D	PH	D	SR	D	VT	D	PB	D	HB	AA								
360	Drew	Ladell	South Essex	LDO Club L3-InAge	10.0	9.200	4 =	10.0	9.100	8 =	10.0	9.200	3 =	10.0	10.000	1	10.0	9.200	2	10.0	9.650	1	56.350	1
349	George	Ingham	Norwich	LDO Club L3-InAge	10.0	9.200	4 =	10.0	9.300	1	10.0	9.550	1	10.0	9.400	5 =	10.0	8.700	1	10.0	9.600	2	55.750	2
354	Ethan	Hunter	South Essex	LDO Club L3-InAge	10.0	9.100	7 =	10.0	9.050	10 =	10.0	9.200	3 =	10.0	8.850	12	10.0	9.600	1	10.0	9.000	7 =	54.800	3
352	James	Harris	South Essex	LDO Club L3-InAge	10.0	8.750	11 =	10.0	9.150	7	10.0	8.750	5	10.0	9.300	7	10.0	8.800	5	10.0	8.800	6	53.550	4
365	Charlie	Astill	Hinckley	LDO Club L3-InAge	10.0	9.100	7 =	10.0	9.100	8 =	10.0	8.300	11	10.0	9.400	5 =	10.0	8.600	8 =	10.0	8.550	8 =	53.050	5
366	Harry	Saxon	Milton Keynes	LDO Club L3-InAge	10.0	8.900	9	10.0	9.200	4 =	10.0	9.400	2	10.0	8.400	16	10.0	8.650	7	10.0	8.450	11	53.000	5
350	Max	Hoy	Norwich	LDO Club L3-InAge	10.0	9.300	2 =	10.0	7.000	20	10.0	8.350	10	10.0	9.500	4	10.0	8.950	4	10.0	9.000	7 =	52.100	7
369	Keaton	Spry	Dynamo	LDO Club L3-InAge	10.0	8.300	16	10.0	9.200	4 =	10.0	8.550	8 =	10.0	9.650	2	10.0	8.000	13	10.0	8.350	12	52.050	8
351	Louis	Ward	Rugby	LDO Club L3-InAge	10.0	9.300	2 =	10.0	8.800	12 =	10.0	7.700	15	10.0	7.900	18	10.0	9.150	3	10.0	8.550	8 =	51.400	9
348	Kurtis	Stanley	Portsmouth	LDO Club L3-InAge	10.0	9.450	1	10.0	8.750	14	10.0	7.800	13	10.0	9.250	8	10.0	7.850	14	10.0	8.050	13	51.150	10
368	Joseph	Suter	Waveney	LDO Club L3-InAge	10.0	8.500	14	10.0	9.250	2 =	10.0	8.650	7	10.0	9.050	10	10.0	5.950	16	10.0	9.350	3	50.750	11
342	Alex	Leek	Lincoln	LDO Club L3-InAge	10.0	8.250	17	10.0	9.250	2 =	10.0	8.800	5	10.0	9.100	9	10.0	6.300	15	10.0	8.700	7	50.400	12 =
364	Harry	Bryant	Xcel	LDO Club L3-InAge	10.0	8.700	13	10.0	9.200	4 =	10.0	8.550	8 =	10.0	7.800	19	10.0	8.600	8 =	10.0	7.550	17	50.400	12 =
357	Carl	Mwaamba	Heathrow	LDO Club L3-InAge	10.0	8.800	10	10.0	7.900	17 =	10.0	8.100	12	10.0	8.900	11	10.0	8.500	10	10.0	7.850	14	50.050	14
361	Charlie	Woodward	South Essex	LDO Club L3-InAge	10.0	7.950	18	10.0	8.700	15	10.0	7.750	14	10.0	8.050	17	10.0	8.450	11	10.0	7.700	15	48.600	15
344	Cole	Paul	Lincoln	LDO Club L3-InAge	10.0	7.650	19	10.0	8.800	12 =	10.0	7.300	17 =	10.0	8.550	15	10.0	8.400	12	10.0	7.600	16	48.300	16
347	Leikaydon	Fisher	Camden	LDO Club L3-InAge	10.0	8.750	11 =	10.0	9.050	10 =	10.0	6.000	20	10.0	8.750	13	10.0	5.600	17	10.0	8.550	8 =	46.700	17
362	Joshua	Ashman	South Essex	LDO Club L3-InAge	10.0	9.200	4 =	10.0	7.900	17 =	10.0	7.400	16	10.0	9.550	3	10.0	4.500	20	10.0	6.950	19	45.500	18
343	Jacob	Lobley	Lincoln	LDO Club L3-InAge	10.0	7.500	20	10.0	7.900	17 =	10.0	7.000	19	10.0	8.600	14	10.0	5.300	18	10.0	7.300	18	43.600	19
367	Peter	Robinson	Basingstoke	LDO Club L3-InAge	10.0	8.350	15	10.0	8.650	16	10.0	7.300	17 =	10.0	2.650	20	10.0	5.150	19	10.0	5.950	20	38.050	20

LDO Club L3-OutAge

No	Name	Club	Comp	D	FX	D	PH	D	SR	D	VT	D	PB	D	HB	AA								
345	Kyle	Bowman	Huntingdon	LDO Club L3-OutAge	10.0	8.150	1	10.0	7.650	1	10.0	7.000	1	10.0	8.500	1	10.0	7.650	1	10.0	5.250	1	44.200	1
355	Risto	mannerkoski	Heathrow	LDO Club L3-OutAge	10.0	5.600	2	10.0	5.300	2	10.0	5.000	2	10.0	7.800	2	10.0	3.100	2	10.0	0.000	2	26.800	2

2013 London Open

Mens Artistic



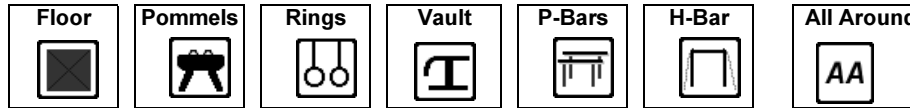
LDO Club L2-InAge

No	Name	Club	Comp	D	FX		D	PH		D	SR		D	VT		D	PB		D	HB		AA		
379	Daniel	Lisney	Colchester	LDO Club L2-InAge	10.0	9.400	5	10.0	9.500	1	10.0	9.400	1	10.0	9.100	19	10.0	9.600	2	10.0	8.550		55.550	1
410	William	May	Rushmoor	LDO Club L2-InAge	10.0	9.250	10	10.0	8.900	9	10.0	9.200	1	10.0	10.000	1	10.0	9.400	7	10.0	8.550		55.300	2
394	Hal	Ottley	Pipers Vale	LDO Club L2-InAge	10.0	9.000	13	10.0	9.100	4	10.0	9.200	1	10.0	9.400	6	10.0	9.500	1	10.0	8.650	3	54.850	3
397	Alex	Taylor	Leatherhead & Dorking	LDO Club L2-InAge	10.0	9.600	2	10.0	9.100	4	10.0	9.200	4	10.0	9.400	6	10.0	9.450	6	10.0	7.950	7	54.700	4
388	Zion	Hunt	Tolworth	LDO Club L2-InAge	10.0	9.100	12	10.0	9.000	6	10.0	9.400	1	10.0	9.200	14	10.0	9.700	1	10.0	7.000	21	53.400	5
382	Krishan	Patel	Hendon	LDO Club L2-InAge	10.0	9.150	11	10.0	8.800	12	10.0	8.800	14	10.0	9.400	6	10.0	9.600	2	10.0	7.550	10	53.300	6
398	Joe	D'Souza	Leatherhead & Dorking	LDO Club L2-InAge	10.0	8.800	21	10.0	8.800	12	10.0	8.600	18	10.0	9.200	14	10.0	8.850	12	10.0	8.600	7	52.850	7
372	Christopher	O'Shea	Croydon	LDO Club L2-InAge	10.0	9.350	7	10.0	8.800	12	10.0	9.200	1	10.0	8.900	24	10.0	8.750	15	10.0	7.750	8	52.750	8
371	Ben	Vlasto	Camden	LDO Club L2-InAge	10.0	9.000	13	10.0	8.700	16	10.0	9.000	9	10.0	8.300	40	10.0	8.850	12	10.0	8.750	2	52.600	9
407	Alex	Arnold	Rushmoor	LDO Club L2-InAge	10.0	8.800	21	10.0	8.900	9	10.0	7.600	39	10.0	9.300	11	10.0	8.800	14	10.0	9.200	1	52.600	9
419	Daiyaan	Butt	City of Birmingham	LDO Club L2-InAge	10.0	9.650	1	10.0	8.700	16	10.0	8.300	25	10.0	9.300	11	10.0	9.200	8	10.0	7.200	17	52.350	11
420	Joseph	Pearce	South Essex	LDO Club L2-InAge	10.0	8.850	20	10.0	9.200	2	10.0	8.900	12	10.0	9.600	3	10.0	8.700	16	10.0	7.000	21	52.250	12
395	Euan	Lister	Pipers Vale	LDO Club L2-InAge	10.0	8.350	38	10.0	9.000	6	10.0	9.400	1	10.0	9.500	5	10.0	9.200	8	10.0	6.450	26	51.900	13
412	Jonjo	Sean Bennetts	Woking	LDO Club L2-InAge	10.0	9.400	5	10.0	9.200	2	10.0	8.500	20	10.0	8.800	26	10.0	8.400	23	10.0	7.050	19	51.350	14
378	Robert	Armstrong	Birkenhead	LDO Club L2-InAge	10.0	9.600	2	10.0	8.100	27	10.0	7.900	33	10.0	9.700	2	10.0	8.650	17	10.0	7.350	13	51.300	15
413	Kristian	Butler	Woking	LDO Club L2-InAge	10.0	9.300	9	10.0	8.900	9	10.0	9.000	9	10.0	9.200	14	10.0	8.650	17	10.0	5.900	31	50.950	16
374	Theo	Ochana	Heathrow	LDO Club L2-InAge	10.0	9.350	7	10.0	8.200	24	10.0	8.600	18	10.0	9.400	6	10.0	8.950	11	10.0	6.450	26	50.950	16
417	Kian	Bell	Northampton Boys	LDO Club L2-InAge	10.0	8.600	25	10.0	8.800	12	10.0	8.700	47	10.0	9.400	6	10.0	8.250	26	10.0	6.900	23	50.650	18
409	Archie	Knowles	Rushmoor	LDO Club L2-InAge	10.0	8.950	16	10.0	8.200	24	10.0	8.900	12	10.0	8.500	37	10.0	8.550	20	10.0	7.400	11	50.500	19
400	Euan	Johnston	Lothian	LDO Club L2-InAge	10.0	8.600	25	10.0	8.100	27	10.0	9.000	9	10.0	8.800	26	10.0	8.550	20	10.0	7.300	15	50.350	20
391	George	Lavender	Tolworth	LDO Club L2-InAge	10.0	9.000	13	10.0	8.100	27	10.0	8.500	20	10.0	9.100	19	10.0	8.550	20	10.0	6.000	29	49.250	21
414	Adam	Palmer	Eltan Vannin	LDO Club L2-InAge	10.0	8.450	34	10.0	8.700	16	10.0	8.500	20	10.0	8.600	35	10.0	8.400	23	10.0	6.500	25	49.150	22
390	Jaydon	Attygalle	Tolworth	LDO Club L2-InAge	10.0	8.900	17	10.0	8.300	21	10.0	6.700	42	10.0	9.200	14	10.0	8.300	25	10.0	7.750	8	49.150	22
406	Adam	Duke	Rushmoor	LDO Club L2-InAge	10.0	8.500	31	10.0	8.300	21	10.0	8.300	25	10.0	8.800	26	10.0	8.000	30	10.0	6.650	24	48.550	24
402	Martin	Bland	City of Newcastle	LDO Club L2-InAge	10.0	8.750	24	10.0	8.600	40	10.0	8.000	31	10.0	9.300	11	10.0	8.600	19	10.0	7.300	15	48.550	24
418	Dovydas	Kuciauskas	Northampton Boys	LDO Club L2-InAge	10.0	8.150	40	10.0	7.300	34	10.0	8.800	14	10.0	8.800	26	10.0	8.000	30	10.0	7.050	19	48.100	26
393	Daniel	Conroy	Douglas (Ireland)	LDO Club L2-InAge	10.0	8.800	21	10.0	6.600	40	10.0	9.100	8	10.0	8.300	40	10.0	9.100	10	10.0	6.000	29	47.900	27
375	Shoayb	Amirzadah	Heathrow	LDO Club L2-InAge	10.0	9.450	4	10.0	7.000	35	10.0	6.300	43	10.0	9.600	3	10.0	8.100	28	10.0	7.350	13	47.800	28
423	Nathan	Buttery	Europa	LDO Club L2-InAge	10.0	7.800	43	10.0	8.000	31	10.0	8.300	25	10.0	9.200	14	10.0	8.000	30	10.0	5.900	31	47.200	29
422	Thomas	Howard	South Essex	LDO Club L2-InAge	10.0	8.600	25	10.0	5.300	44	10.0	7.700	37	10.0	8.600	35	10.0	9.500	1	10.0	7.400	11	47.100	30
411	Nicholas	Rodrigues	Rushmoor	LDO Club L2-InAge	10.0	8.250	39	10.0	8.600	19	10.0	7.800	34	10.0	8.700	32	10.0	8.250	26	10.0	5.300	37	46.900	31
381	Andrew	Beckley	Milton Keynes	LDO Club L2-InAge	10.0	8.900	17	10.0	8.300	21	10.0	7.800	34	10.0	8.200	42	10.0	7.950	34	10.0	5.600	34	46.750	32
408	Liam	Sharples	Rushmoor	LDO Club L2-InAge	10.0	8.500	31	10.0	8.000	31	10.0	8.800	14	10.0	8.800	26	10.0	7.450	40	10.0	5.000	38	46.550	33
373	Solomon	Pinnock	Croydon	LDO Club L2-InAge	10.0	8.900	17	10.0	8.100	27	10.0	7.400	40	10.0	8.900	24	10.0	7.000	44	10.0	6.250	28	46.550	33
403	Jack	Pickup	Bulmershe	LDO Club L2-InAge	10.0	8.600	25	10.0	7.000	35	10.0	7.400	40	10.0	8.400	39	10.0	7.850	36	10.0	7.200	17	46.450	34
387	Josh	Kershaw	Basingstoke	LDO Club L2-InAge	10.0	8.000	41	10.0	9.000	6	10.0	7.800	34	10.0	8.800	26	10.0	8.000	30	10.0	4.400	41	46.000	35
399	Daniel	Axford	Leatherhead & Dorking	LDO Club L2-InAge	10.0	8.450	34	10.0	7.000	35	10.0	8.300	25	10.0	9.100	19	10.0	7.650	38	10.0	5.500	35	46.000	36
389	Kasey	Rising	Tolworth	LDO Club L2-InAge	10.0	8.400	37	10.0	8.500	20	10.0	8.300	25	10.0	8.700	32	10.0	7.600	39	10.0	3.500	43	45.000	38
332	Henry	Baynes	Dynamo	LDO Club L2-InAge	10.0	8.500	31	10.0	6.900	39	10.0	8.500	20	10.0	9.000	23	10.0	8.050	29	10.0	3.850	42	44.800	39
401	Robin	Lowthian	Lothian	LDO Club L2-InAge	10.0	7.950	42	10.0	6.500	42	10.0	8.300	25	10.0	8.500	37	10.0	7.100	42	10.0	5.900	31	44.250	40
376	Mykenzie	Mellers	Lincoln	LDO Club L2-InAge	10.0	7.600	44	10.0	7.000	35	10.0	8.400	24	10.0	9.100	19	10.0	7.400	41	10.0	4.450	40	43.950	41
377	Arlo	Southwell	Lincoln	LDO Club L2-InAge	10.0	8.550	29	10.0	6.000	43	10.0	8.000	31	10.0	8.700	32	10.0	7.950	34	10.0	4.650	39	43.850	42
421	Myles	De Boos	South Essex	LDO Club L2-InAge	10.0	8.450	34	10.0	8.000	31	10.0	6.100	44	10.0	8.000	43	10.0	7.800	37	10.0	5.400	36	43.750	43
370	Oliver	King	Huntingdon	LDO Club L2-InAge	10.0	8.550	29	10.0	8.200	24	10.0	7.700	37	10.0	8.900	44	10.0	7.100	42	10.0	2.000	44	41.450	44

LDO Club L2-OutAge

No	Name	Club	Comp	D	FX		D	PH		D	SR		D	VT		D	PB		D	HB		AA		
415	Davey	Martinson	Dynamo	LDO Club L2-OutAge	10.0	9.100	1	10.0	8.600	1	10.0	9.000	1	10.0	9.600	1	10.0	8.500	1	10.0	6.100	2	50.900	1
416	Connor	Williams	Dynamo	LDO Club L2-OutAge	10.0	8.150	3	10.0	7.600	2	10.0	7.100	3	10.0	8.900	3	10.0	8.050	2	10.0	4.750	3	44.550	2
405	Matthew	Swindley	Bulmershe	LDO Club L2-OutAge	10.0	8.600	2	10.0	4.800	4	10.0	6.300	1	10.0	9.300	2	10.0	3.800	1	10.0	6.400	1	39.200	3
404	Max	Young	Bulmershe	LDO Club L2-OutAge	10.0	7.700	4	10.0	5.700	3	10.0	7.200	2	10.0	8.900	3	10.0	5.400	3	10.0	4.050	4	38.950	4

2013 London Open Mens Artistic



LDO Club L4-InAge

No	Name	Club	Comp	D	FX		D	PH		D	SR		D	VT		D	PB		D	HB		AA			
470	James	Leaver	Dynamo	LDO Club L4-InAge	10.0	9.100	3	10.0	7.750	8	10.0	9.450	1	10.0	9.600	3	10.0	9.650	1	10.0	9.500	2	55.050	1	
461	Nathan	Branca	Harrow	LDO Club L4-InAge	10.0	9.350	1	10.0	8.550	2	10.0	8.250	16	10.0	9.550	4	10.0	9.300	3	10.0	9.700	1	54.700	2	
473	Jack	Helps	Dynamo	LDO Club L4-InAge	10.0	8.500	8	10.0	7.900	5	10.0	9.300	3	10.0	9.100	11	10.0	9.500	2	10.0	8.850	8	53.150	3	
438	Gregory	Habgood	Bromley	LDO Club L4-InAge	10.0	8.500	8	10.0	9.000	1	10.0	9.200	4	10.0	8.700	20	10.0	8.300	13	10.0	9.300	5	53.000	4	
445	Thomas	Jones	Rugby	LDO Club L4-InAge	10.0	9.350	1	10.0	6.900	18	10.0	8.900	8	10.0	9.550	4	10.0	8.800	8	10.0	9.250	6	52.750	5	
458	James	Miller	Woking	LDO Club L4-InAge	10.0	8.850	5	10.0	8.200	4	10.0	8.700	10	10.0	9.400	7	10.0	8.850	7	10.0	8.650	11	52.650	6	
471	Harry	Hayes	Dynamo	LDO Club L4-InAge	10.0	8.650	6	10.0	7.550	11	10.0	9.050	7	10.0	9.200	9	10.0	9.300	3	10.0	8.850	8	52.600	7	
472	Louis	Brunnen	Dynamo	LDO Club L4-InAge	10.0	7.550	15	10.0	8.250	3	10.0	9.200	4	10.0	9.150	10	10.0	9.050	5	10.0	8.200	12	51.400	8	
462	Sebastian	Herbert	Rushmoor	LDO Club L4-InAge	10.0	8.600	7	10.0	7.250	14	10.0	8.150	17	10.0	8.900	15	10.0	8.600	10	10.0	9.350	4	50.850	9	
469	Joseph	Devine	Dynamo	LDO Club L4-InAge	10.0	8.150	12	10.0	7.850	6	10.0	9.200	4	10.0	8.300	24	10.0	7.600	16	10.0	8.900	7	50.000	10	
439	George	Dobson	Colchester	LDO Club L4-InAge	7.5	6.000	22	10.0	7.100	15	10.0	8.900	8	10.0	9.500	6	10.0	9.100	5	10.0	9.400	3	50.000	10	
440	Kieran	Owen	Airborne	LDO Club L4-InAge	10.0	8.250	10	10.0	7.400	13	10.0	8.300	14	10.0	9.300	8	10.0	7.700	14	10.0	8.850	8	49.800	12	
441	Cameron	Lister	Pipers Vale	LDO Club L4-InAge	10.0	7.900	14	10.0	7.800	7	10.0	8.600	11	10.0	8.850	17	10.0	8.650	9	10.0	7.850	16	49.650	13	
463	Harvey	Williams	Rushmoor	LDO Club L4-InAge	10.0	6.850	19	10.0	7.750	8	10.0	9.400	2	10.0	9.000	14	10.0	8.450	11	10.0	8.000	13	49.450	14	
460	Callum	Bobbitt	Norwich	LDO Club L4-InAge	10.0	8.000	13	10.0	7.100	15	10.0	8.350	13	10.0	9.100	11	10.0	7.550	18	10.0	7.900	15	48.000	15	
466	Reuben	Talbot	South Essex	LDO Club L4-InAge	10.0	7.550	15	10.0	6.050	23	10.0	8.300	14	10.0	8.900	15	10.0	7.700	14	10.0	7.650	19	46.150	16	
459	Scott	Smith	Norwich	LDO Club L4-InAge	7.5	5.050	24	10.0	7.600	10	10.0	7.600	21	10.0	9.650	2	10.0	8.350	12	10.0	7.800	17	46.050	17	
436	Issa	Kalfon	Basingstoke	LDO Club L4-InAge	10.0	8.950	4	10.0	6.600	21	10.0	6.200	24	10.0	8.400	23	10.0	7.600	16	10.0	7.700	18	45.450	18	
435	Alex	Stanley	Basingstoke	LDO Club L4-InAge	10.0	8.200	11	10.0	7.100	15	10.0	6.800	23	10.0	8.850	17	10.0	7.500	19	10.0	6.800	20	45.250	19	
467	Harry	Hawes	South Essex	LDO Club L4-InAge	10.0	7.550	15	10.0	6.800	19	10.0	7.850	19	10.0	9.100	11	10.0	5.500	24	10.0	7.950	14	44.750	20	
468	Reece	Buttery	Europa	LDO Club L4-InAge	10.0	7.100	18	10.0	7.550	11	10.0	6.850	22	10.0	8.800	19	10.0	5.700	22	10.0	6.400	21	42.400	21	
443	Edward	Parkin	Pipers Vale	LDO Club L4-InAge	9.0	5.950	23	10.0	5.850	24	10.0	8.550	12	10.0	8.700	20	10.0	7.200	20	10.0	5.000	23	41.250	22	
444	Denham	De'Ath	Pipers Vale	LDO Club L4-InAge	10.0	6.150	21	10.0	6.700	20	10.0	8.150	17	10.0	8.500	22	10.0	5.700	22	10.0	5.950	22	41.150	23	
446	Jacob	Tuck	Huntingdon	LDO Club L4-InAge	10.0	6.200	20	10.0	6.400	22	10.0	7.850	19	10.0	9.700	1	10.0	5.900	21	10.0	4.050	24	40.100	24	

LDO Club L4-OutAge

No	Name	Club	Comp	D	FX		D	PH		D	SR		D	VT		D	PB		D	HB		AA			
432	Sam	Jackman	Bulmershe	LDO Club L4-OutAge	7.5	4.650	1	10.0	7.600	1	10.0	7.700	1	10.0	9.950	1	10.0	6.400	1	10.0	8.650	1	44.950	1	

LDO Club L5-InAge

No	Name	Club	Comp	D	FX		D	PH		D	SR		D	VT		D	PB		D	HB		AA			
425	Thomas	Hassell	Heathrow	LDO Club L5-InAge	10.0	9.400	1	10.0	9.200	1	10.0	8.500	1	10.0	8.250	5	10.0	7.600	2	10.0	8.550	1	51.500	1	
427	Luke	Apata	Camden	LDO Club L5-InAge	10.0	8.750	2	10.0	7.700	3	10.0	8.500	1	10.0	9.600	1	10.0	8.200	1	10.0	8.200	2	50.950	2	
426	Finn	Southwell	Lincoln	LDO Club L5-InAge	10.0	8.100	3	10.0	6.150	5	10.0	8.150	4	10.0	9.250	2	10.0	7.550	3	10.0	6.150	3	45.350	3	
431	Peter	Howard	Europa	LDO Club L5-InAge	10.0	7.550	4	10.0	7.000	4	10.0	7.900	5	10.0	8.950	4	10.0	5.300	4	10.0	3.750	4	40.450	4	
430	Jack	Humphray	Xcel	LDO Club L5-InAge	10.0	7.500	5	10.0	7.850	2	10.0	8.250	3	10.0	9.000	3	0.0	0.000	5	0.0	0.000	5	32.600	5	

LDO Club L6-InAge

No	Name	Club	Comp	D	FX		D	PH		D	SR		D	VT		D	PB		D	HB		AA			
453	Dominic	Montgomery	Croydon	LDO Club L6-InAge	10.0	6.100	5	10.0	8.300	2	10.0	6.500	2	10.0	8.700	2	10.0	7.100	2	10.0	5.950	4	42.650	1	
456	John	Gilpin	Lincoln	LDO Club L6-InAge	10.0	6.000	6	10.0	6.400	4	10.0	6.250	3	8.0	7.400	3	10.0	7.300	1	10.0	7.050	2	40.400	2	
452	Issa	Francois	Camden	LDO Club L6-InAge	9.5	6.500	4	10.0	8.650	1	10.0	6.450	4	8.0	6.650	5	10.0	5.100	5	10.0	7.000	3	40.350	3	
454	Tom	Lyndsell	Leatherhead & Dorking	LDO Club L6-InAge	10.0	7.350	1	10.0	5.000	5	10.0	6.900	1	10.0	9.100	1	10.0	6.700	3	10.0	4.350	5	39.400	4	
455	Daniel	Ward	Harrow	LDO Club L6-InAge	10.0	6.750	2	10.0	6.550	3	10.0	6.500	2	8.0	6.950	4	10.0	4.300	3	10.0	7.550	1	38.600	5	
451	Stewart	McIntosh	Lothian	LDO Club L6-InAge	10.0	6.650	3	0.0	6.000	6	10.0	5.950	3	8.0	6.550	6	10.0	6.600	4	10.0	4.150	6	29.900	6	

LDO Club L6-OutAge

No	Name	Club	Comp	D	FX		D	PH		D	SR		D	VT		D	PB		D	HB		AA			
449	Stuart	Ball	Lothian	LDO Club L6-OutAge	8.5	4.800	2	10.0	6.600	2	10.0	7.400	1	8.0	6.250	2	10.0	6.950	1	10.0	5.600	2	37.600	1	
450	Alasdair	Ball	Lothian	LDO Club L6-OutAge	9.5	5.950	1	10.0	7.750	1	10.0	6.600	2	8.0	6.800	1	10.0	2.200	2	10.0	6.750	1	36.050	2	