




2012 English Championships

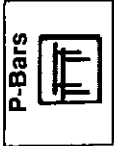
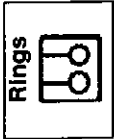
WA Espoir

WA Espoir



| No | Name | Club | Comp | D | Vault | D | Bars | D | Beam | D | Floor | AA |
|----|-----------|-------------------|-----------|-----|--------|----|------|--------|------|-----|--------|--------|
| 20 | Tyasha | East London | WA Espoir | 5.0 | 14.000 | 2 | 5.1 | 13.350 | 2 | 5.0 | 13.150 | 52.500 |
| 26 | Elie | Notts | WA Espoir | 5.0 | 14.300 | 1 | 5.1 | 13.200 | 1 | 5.2 | 12.200 | 51.800 |
| 42 | Amy | South Durham | WA Espoir | 5.0 | 13.700 | 3 | 4.4 | 12.100 | 3 | 4.9 | 12.900 | 50.750 |
| 15 | Teal | Sapphire | WA Espoir | 4.4 | 13.200 | 4 | 3.9 | 11.450 | 5 | 4.8 | 12.100 | 49.850 |
| 3 | Catherine | Europa | WA Espoir | 3.8 | 12.200 | 24 | 3.7 | 11.650 | 4 | 4.4 | 11.850 | 48.750 |
| 40 | Caifin | Park Wrekin | WA Espoir | 4.0 | 12.000 | 26 | 3.4 | 11.250 | 6 | 4.4 | 11.900 | 47.900 |
| 11 | Lauren | Aspire | WA Espoir | 4.2 | 13.150 | 5 | 3.1 | 9.350 | 9 | 4.7 | 11.700 | 46.200 |
| 32 | Phoebe | The Academy | WA Espoir | 4.2 | 12.600 | 13 | 3.2 | 10.500 | 9 | 4.4 | 11.600 | 46.000 |
| 39 | Bethany | Park Wrekin | WA Espoir | 4.0 | 12.700 | 11 | 3.1 | 10.200 | 12 | 4.1 | 11.100 | 45.950 |
| 27 | Eden | Notts | WA Espoir | 4.0 | 12.350 | 18 | 3.4 | 10.600 | 7 | 3.6 | 11.050 | 45.600 |
| 33 | Imogen | The Academy | WA Espoir | 4.4 | 13.000 | 8 | 3.1 | 10.500 | 9 | 5.2 | 9.700 | 45.500 |
| 7 | Freya | Carousel | WA Espoir | 4.2 | 12.450 | 16 | 2.4 | 9.250 | 21 | 4.9 | 11.900 | 44.800 |
| 9 | Josephine | South Essex | WA Espoir | 4.2 | 12.350 | 18 | 3.1 | 9.500 | 16 | 4.5 | 10.700 | 44.750 |
| 5 | Natasha | Europa | WA Espoir | 4.2 | 13.050 | 6 | 1.9 | 9.050 | 23 | 4.4 | 11.000 | 44.000 |
| 25 | Stefanie | CMIG | WA Espoir | 4.0 | 12.800 | 9 | 2.9 | 9.700 | 14 | 3.5 | 9.100 | 43.950 |
| 28 | Megan | Notts | WA Espoir | 4.0 | 12.450 | 16 | 2.4 | 8.700 | 26 | 5.3 | 10.300 | 43.500 |
| 16 | Carrie | Huntingdon | WA Espoir | 3.8 | 10.700 | 34 | 2.8 | 9.550 | 15 | 4.3 | 11.600 | 43.300 |
| 17 | Lottie | Huntingdon | WA Espoir | 4.0 | 11.900 | 28 | 2.8 | 9.950 | 13 | 3.6 | 10.800 | 43.150 |
| 29 | Abigail | Exeter | WA Espoir | 4.0 | 12.350 | 18 | 1.9 | 9.200 | 22 | 4.0 | 10.300 | 43.150 |
| 13 | Megan | City of Bristol | WA Espoir | 4.2 | 12.200 | 24 | 2.0 | 9.350 | 18 | 4.7 | 10.700 | 43.100 |
| 38 | Ella | Park Wrekin | WA Espoir | 4.0 | 12.550 | 14 | 2.6 | 8.850 | 24 | 4.9 | 10.350 | 43.050 |
| 37 | Eshe | Park Wrekin | WA Espoir | 4.0 | 12.900 | 21 | 3.0 | 10.600 | 7 | 3.8 | 9.800 | 42.850 |
| 22 | Katie-Ann | Barton | WA Espoir | 4.0 | 11.950 | 27 | 1.5 | 9.300 | 20 | 3.9 | 10.500 | 42.850 |
| 6 | Rosheen | Rushmoor | WA Espoir | 4.2 | 11.350 | 32 | 1.3 | 8.850 | 24 | 4.5 | 11.050 | 42.450 |
| 24 | Lavinia | CMIG | WA Espoir | 4.2 | 13.050 | 4 | 1.1 | 8.700 | 26 | 3.0 | 9.700 | 41.550 |
| 36 | Rebecca | Williamson | WA Espoir | 4.0 | 12.250 | 23 | 2.2 | 9.400 | 17 | 4.5 | 9.750 | 41.300 |
| 45 | Charlie | Plumridge | WA Espoir | 3.8 | 11.750 | 29 | 1.1 | 7.850 | 29 | 4.2 | 10.650 | 41.100 |
| 44 | Imogen | Plumridge | WA Espoir | 4.2 | 11.550 | 31 | 1.4 | 8.150 | 28 | 4.0 | 10.000 | 40.550 |
| 19 | Tilly | Allen | WA Espoir | 4.0 | 12.300 | 21 | 1.1 | 6.550 | 31 | 3.9 | 10.600 | 40.350 |
| 21 | Maisie | Plymouth Swallows | WA Espoir | 4.2 | 12.500 | 15 | 1.0 | 7.550 | 30 | 3.6 | 8.700 | 40.250 |
| 23 | Naomi | Gayle | WA Espoir | 4.2 | 12.800 | 9 | 1.0 | 4.800 | 33 | 3.3 | 10.250 | 39.600 |
| 35 | India | Weller | WA Espoir | 4.2 | 12.650 | 12 | 0.7 | 2.850 | 35 | 4.0 | 10.750 | 37.850 |
| 2 | Xayla-Rae | Abington | WA Espoir | 4.0 | 11.350 | 32 | 0.8 | 3.850 | 34 | 2.5 | 9.150 | 35.100 |
| 43 | Olivia | Tolworth | WA Espoir | 4.0 | 11.700 | 30 | 0.9 | 6.750 | 32 | 3.9 | 7.600 | 35.050 |
| 1 | Millie | South Devon | WA Espoir | 0.0 | 0.000 | 35 | 3.4 | 10.300 | 11 | 4.5 | 10.200 | 20.500 |
| 34 | April | Kennard | WA Espoir | 0.0 | 0.000 | 35 | 0.0 | 0.000 | 36 | 4.4 | 11.950 | 11.950 |
| | | Maslen | WA Espoir | 0.0 | 0.000 | 35 | 0.0 | 0.000 | 36 | 4.4 | 11.950 | 11.950 |

2012 English Championships



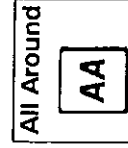
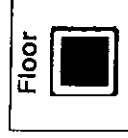
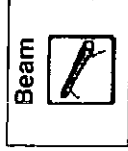
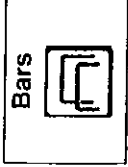
MA Boys

| No | Name | Club | Comp | D | Floor | D | Pommels | D | Rings | D | Vault | D | P-Bars | D | H-Bar | D | AA | | | |
|----|----------|-----------------|---------|-----|--------|----|---------|--------|-------|-----|--------|----|--------|--------|-------|-----|--------|----|--------|----|
| 70 | Donell | Osbourne | MA Boys | 4.2 | 12.550 | 3 | 4.4 | 11.900 | 3 | 3.5 | 11.850 | 1 | 4.3 | 12.550 | 3 | 3.5 | 12.100 | 1 | 74.800 | 1 |
| 86 | Haydan | Stirmer | MA Boys | 4.6 | 13.150 | 2 | 3.4 | 11.000 | 10 | 2.8 | 11.150 | 3 | 3.9 | 12.600 | 1 | 3.3 | 11.500 | 2 | 73.300 | 2 |
| 74 | Jamo | Lewis | MA Boys | 4.7 | 13.250 | 1 | 4.6 | 11.500 | 6 | 2.6 | 10.850 | 3 | 3.8 | 12.250 | 7 | 3.3 | 11.100 | 3 | 72.550 | 3 |
| 71 | Jake | Watson | MA Boys | 3.8 | 11.850 | 18 | 3.6 | 12.100 | 2 | 2.5 | 10.950 | 5 | 3.9 | 12.500 | 4 | 2.2 | 10.350 | 7 | 70.800 | 4 |
| 82 | Mohammed | Serry | MA Boys | 4.4 | 12.200 | 15 | 3.0 | 11.100 | 9 | 2.5 | 11.300 | 2 | 3.5 | 12.500 | 4 | 1.9 | 10.750 | 3 | 70.750 | 5 |
| 87 | Adim | Tobin | MA Boys | 4.4 | 12.500 | 6 | 3.2 | 11.800 | 5 | 2.4 | 11.000 | 4 | 3.9 | 10.000 | 24 | 2.2 | 11.100 | 3 | 69.950 | 6 |
| 73 | Lawrence | Hudson-Mckenzie | MA Boys | 3.5 | 12.500 | 8 | 4.0 | 12.000 | 1 | 2.4 | 10.450 | 9 | 3.2 | 11.950 | 13 | 2.0 | 10.000 | 10 | 69.150 | 7 |
| 81 | Patrick | Murphy | MA Boys | 3.7 | 11.550 | 22 | 3.1 | 11.800 | 3 | 2.3 | 10.200 | 13 | 3.6 | 12.200 | 8 | 2.3 | 10.700 | 5 | 68.738 | 8 |
| 87 | Dean | Collins | MA Boys | 4.1 | 12.300 | 13 | 3.3 | 9.300 | 18 | 2.3 | 10.350 | 11 | 3.2 | 12.800 | 1 | 2.3 | 10.100 | 9 | 67.250 | 9 |
| 66 | Kennan | Hilton | MA Boys | 4.0 | 12.450 | 10 | 3.8 | 10.800 | 11 | 2.8 | 9.650 | 18 | 3.9 | 12.100 | 10 | 2.3 | 10.000 | 10 | 67.200 | 10 |
| 76 | Tyis-Jae | Curtis | MA Boys | 4.1 | 12.250 | 14 | 3.2 | 11.500 | 4 | 2.4 | 10.700 | 6 | 3.6 | 12.150 | 9 | 2.5 | 8.900 | 15 | 67.000 | 11 |
| 78 | Matthew | Boardman | MA Boys | 3.9 | 13.050 | 3 | 1.9 | 10.700 | 12 | 2.3 | 10.600 | 7 | 3.8 | 11.500 | 23 | 3.6 | 12.150 | 9 | 66.800 | 12 |
| 69 | Callum | Barber | MA Boys | 4.0 | 11.950 | 16 | 3.0 | 11.350 | 8 | 2.9 | 9.750 | 15 | 4.0 | 12.650 | 8 | 3.3 | 11.250 | 19 | 66.550 | 13 |
| 72 | Kallum | Mullall | MA Boys | 4.1 | 12.850 | 4 | 2.9 | 10.500 | 13 | 2.7 | 9.700 | 16 | 4.6 | 13.400 | 4 | 1.7 | 7.500 | 16 | 66.250 | 14 |
| 85 | Douglas | Turnbull | MA Boys | 4.1 | 12.700 | 5 | 3.0 | 9.000 | 19 | 2.2 | 9.900 | 14 | 3.0 | 12.900 | 10 | 3.4 | 11.800 | 15 | 65.950 | 15 |
| 77 | Sam | Ploxt | MA Boys | 3.8 | 12.350 | 12 | 1.9 | 10.250 | 14 | 2.0 | 10.400 | 10 | 3.0 | 11.750 | 21 | 1.9 | 10.250 | 8 | 65.900 | 16 |
| 61 | Jack | Helps | MA Boys | 3.7 | 12.550 | 11 | 2.3 | 9.650 | 15 | 1.9 | 9.350 | 22 | 3.0 | 12.050 | 11 | 1.0 | 2.650 | 19 | 58.400 | 17 |
| 82 | Louis | Brunnen | MA Boys | 3.7 | 12.400 | 11 | 2.3 | 9.550 | 17 | 1.9 | 9.700 | 16 | 3.0 | 11.600 | 22 | 1.2 | 4.250 | 17 | 58.300 | 18 |
| 84 | Thomas | Jones | MA Boys | 3.5 | 11.800 | 19 | 1.9 | 9.600 | 16 | 1.9 | 8.800 | 23 | 3.0 | 12.050 | 11 | 1.2 | 2.600 | 20 | 56.850 | 19 |
| 79 | Kieran | Burr | MA Boys | 3.8 | 11.900 | 17 | 1.8 | 9.000 | 19 | 2.2 | 10.300 | 12 | 3.0 | 11.850 | 18 | 1.1 | 1.550 | 22 | 56.150 | 20 |
| 63 | Harry | O'Driscoll | MA Boys | 3.8 | 11.350 | 23 | 1.2 | 6.400 | 24 | 2.0 | 9.450 | 21 | 3.0 | 11.950 | 18 | 0.8 | 3.900 | 18 | 54.600 | 21 |
| 80 | Hanvey | Williams | MA Boys | 3.0 | 11.750 | 21 | 2.4 | 7.300 | 22 | 1.7 | 9.500 | 20 | 3.0 | 12.150 | 13 | 2.8 | 11.250 | 19 | 52.050 | 22 |
| 64 | Owen | Harrison | MA Boys | 3.5 | 11.800 | 19 | 1.2 | 7.500 | 21 | 1.2 | 6.450 | 24 | 3.0 | 11.300 | 24 | 0.7 | 2.250 | 21 | 51.150 | 23 |
| 65 | Jako | Jarnan | MA Boys | 3.6 | 10.900 | 24 | 1.2 | 7.250 | 23 | 2.0 | 9.650 | 18 | 3.1 | 10.350 | 23 | 0.0 | 0.000 | 24 | 50.150 | 24 |

MA Boys Guest

| No | Name | Club | Comp | D | Floor | D | Pommels | D | Rings | D | Vault | D | P-Bars | D | H-Bar | D | AA | | | |
|----|-------|------------|---------------|-----|--------|---|---------|--------|-------|-----|--------|---|--------|-------|-------|-----|--------|---|--------|---|
| 69 | Caleb | Stephenson | MA Boys Guest | 3.8 | 10.150 | 1 | 3.2 | 10.600 | 1 | 3.1 | 11.100 | 1 | 3.5 | 8.900 | 1 | 2.8 | 10.050 | 1 | 62.100 | 1 |

2012 English Championships



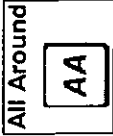
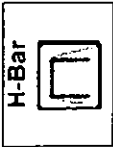
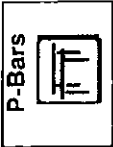
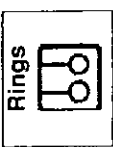
WA Junior

| No | Name | Club | Comp | D | Vault | D | Bars | D | Beam | D | Floor | AA |
|-----|------------|-----------------|-----------|-----|--------|-----|--------|--------|------|--------|--------|--------|
| 113 | Gabby | Jupp | WA Junior | 4.3 | 10.200 | 14 | 5.8 | 14.300 | 1 | 5.4 | 14.200 | 52.700 |
| 104 | Charlie | Fellows | WA Junior | 5.0 | 13.800 | 2 | 5.1 | 11.650 | 22 | 5.3 | 13.600 | 50.150 |
| 153 | Katy | Bramley | WA Junior | 4.4 | 13.150 | 4.6 | 11.600 | 9 | 4.6 | 12.050 | 49.700 | |
| 136 | Eleanor | Van Dongan | WA Junior | 4.0 | 12.650 | 4.1 | 11.900 | 2 | 4.2 | 12.250 | 49.150 | |
| 116 | Emily | Crowe | WA Junior | 4.7 | 13.300 | 3.2 | 10.050 | 17 | 5.0 | 12.350 | 48.750 | |
| 134 | Charitelle | Helford | WA Junior | 4.0 | 12.150 | 4.6 | 12.300 | 1 | 5.0 | 13.050 | 48.600 | |
| 138 | Jade | Stedford | WA Junior | 4.4 | 12.800 | 9 | 2.9 | 10.900 | 4.7 | 12.200 | 48.550 | |
| 135 | Jade | Thesbauld | WA Junior | 4.4 | 13.250 | 3.5 | 11.800 | 3 | 4.2 | 11.950 | 48.350 | |
| 108 | Jade | Armstrong | WA Junior | 4.4 | 12.350 | 2.5 | 3.1 | 10.550 | 4.2 | 12.550 | 48.150 | |
| 131 | Sophie | Jameon | WA Junior | 4.4 | 12.700 | 12 | 3.2 | 10.350 | 5 | 13.400 | 48.000 | |
| 123 | Ellie | O'Reilly | WA Junior | 4.4 | 13.200 | 3.4 | 11.450 | 13 | 4.8 | 11.950 | 47.800 | |
| 145 | Claudia | Fragapane | WA Junior | 5.0 | 13.050 | 7 | 3.7 | 9.950 | 2.9 | 11.300 | 47.400 | |
| 127 | Lucy | Brett | WA Junior | 4.2 | 12.300 | 2.9 | 4.1 | 11.350 | 7 | 4.6 | 12.400 | 47.400 |
| 146 | Natasha | Raymunt-Jayadev | WA Junior | 4.0 | 12.600 | 16 | 1.7 | 10.200 | 14 | 4.3 | 12.350 | 46.900 |
| 117 | Palina | Polakova | WA Junior | 4.0 | 12.150 | 3.6 | 3.3 | 10.650 | 11 | 4.2 | 11.650 | 46.600 |
| 141 | Eleanor | Clifford | WA Junior | 4.4 | 12.550 | 21 | 2.6 | 10.050 | 17 | 4.8 | 12.000 | 46.550 |
| 156 | Hansel | Kim | WA Junior | 4.2 | 12.900 | 8 | 2.0 | 9.300 | 23 | 4.4 | 11.200 | 45.950 |
| 144 | Lauren | Gore | WA Junior | 4.2 | 12.350 | 2.5 | 2.8 | 9.800 | 20 | 4.2 | 11.150 | 45.300 |
| 147 | Morgan | Finnegan | WA Junior | 3.8 | 12.150 | 3.6 | 2.8 | 10.950 | 8 | 3.5 | 9.900 | 44.850 |
| 130 | Georgina | Harris | WA Junior | 4.0 | 12.250 | 3.0 | 3.0 | 10.150 | 16 | 4.2 | 10.750 | 43.850 |
| 149 | Charitue | Rumney | WA Junior | 4.0 | 12.000 | 10 | 2.5 | 8.950 | 28 | 4.3 | 10.250 | 43.750 |
| 138 | Jemimah | Legrice | WA Junior | 4.2 | 12.200 | 3.3 | 1.0 | 8.350 | 31 | 4.4 | 11.600 | 43.500 |
| 133 | Loah | Burke | WA Junior | 4.2 | 12.400 | 2.4 | 2.7 | 9.150 | 27 | 4.8 | 9.950 | 43.500 |
| 129 | Caitlin | Kichham | WA Junior | 4.0 | 12.250 | 3.0 | 4.5 | 9.700 | 21 | 4.3 | 10.800 | 43.450 |
| 120 | Hoba | Serry | WA Junior | 4.2 | 12.600 | 1.6 | 1.4 | 9.050 | 28 | 4.3 | 11.200 | 43.450 |
| 155 | Georgina | Finch | WA Junior | 4.2 | 12.600 | 1.6 | 1.5 | 9.650 | 22 | 3.7 | 10.250 | 43.350 |
| 152 | Lillic | Burtery | WA Junior | 4.0 | 11.300 | 4.2 | 3.9 | 10.750 | 10 | 4.5 | 9.700 | 43.100 |
| 103 | Rowen | Hoy | WA Junior | 3.4 | 11.150 | 4.3 | 1.9 | 9.200 | 26 | 4.1 | 10.500 | 41.900 |
| 128 | Samantha | Webb | WA Junior | 4.0 | 12.050 | 3.9 | 1.4 | 7.850 | 33 | 3.0 | 10.000 | 41.750 |
| 109 | Jessica | Triffin | WA Junior | 4.0 | 12.050 | 3.9 | 1.0 | 8.000 | 32 | 4.0 | 10.150 | 41.700 |
| 115 | Morgan | Cleavro | WA Junior | 4.2 | 12.350 | 2.5 | 2.1 | 8.500 | 30 | 4.3 | 10.750 | 41.650 |
| 107 | Emily | Gargan | WA Junior | 4.2 | 12.800 | 1.6 | 3.2 | 9.350 | 24 | 4.9 | 11.150 | 41.600 |
| 137 | Ellie | Bickle | WA Junior | 4.2 | 12.700 | 1.2 | 1.0 | 7.250 | 35 | 3.5 | 9.300 | 41.500 |
| 126 | Olivia | Harby | WA Junior | 4.2 | 12.600 | 1.6 | 1.2 | 7.700 | 34 | 3.7 | 8.400 | 40.400 |
| 140 | Emily | Bowyer | WA Junior | 4.2 | 12.200 | 3.3 | 2.4 | 6.050 | 39 | 4.2 | 11.300 | 40.000 |
| 102 | Ellie | Citrus | WA Junior | 4.2 | 12.650 | 1.4 | 2.1 | 6.100 | 38 | 3.8 | 10.200 | 39.250 |
| 114 | Kelsey | Marratt | WA Junior | 4.0 | 12.200 | 3.3 | 1.4 | 7.200 | 36 | 3.9 | 9.100 | 38.250 |
| 125 | Bilony | Moir | WA Junior | 4.2 | 12.550 | 2.1 | 2.4 | 10.000 | 19 | 4.1 | 10.000 | 37.550 |
| 124 | Ellen | Lower | WA Junior | 4.2 | 12.300 | 2.5 | 0.0 | 0.000 | 40 | 3.6 | 9.800 | 36.400 |
| 121 | Charlys | Afflick-Straker | WA Junior | 4.2 | 12.800 | 9 | 2.4 | 6.800 | 37 | 3.8 | 11.400 | 36.250 |
| 106 | Lucy | Powder | WA Junior | 4.2 | 12.000 | 4.0 | 0.0 | 0.000 | 40 | 3.6 | 7.400 | 31.000 |
| 110 | Emily | Moore | WA Junior | 4.2 | 12.250 | 3.0 | 0.0 | 0.000 | 40 | 0.0 | 0.000 | 30.150 |
| 111 | Georgia | Moore | WA Junior | 4.2 | 12.550 | 2.1 | 0.0 | 0.000 | 40 | 0.0 | 0.000 | 21.800 |
| | | | | | | | | | | | | 21.100 |
| | | | | | | | | | | | | 44.750 |

WA Junior Guest

| No | Name | Club | Comp | D | Vault | D | Bars | D | Beam | D | Floor | AA |
|-----|---------|-------------|-----------------|-----|--------|---|------|-------|------|-----|--------|--------|
| 122 | Christa | Chinnelwako | WA Junior Guest | 4.2 | 12.750 | 1 | 1.9 | 9.450 | 1 | 4.5 | 10.650 | 44.750 |

2012 English Championships



MA Junior


| No | Name | Club | Comp | D | Floor | D | Pommels | D | Rings | D | Vault | D | P-Bars | D | H-Bar | D | AA |
|-----|----------|--------------------|-----------|-----|--------|----|---------|--------|-------|-----|--------|----|--------|--------|-------|-----|--------|
| 169 | Briac | South Essex | MA Junior | 5.0 | 12.833 | 12 | 4.9 | 13.500 | 1 | 4.6 | 14.067 | 1 | 5.4 | 14.000 | 1 | 5.4 | 14.000 |
| 165 | Jon | City of Birmingham | MA Junior | 4.8 | 13.100 | 7 | 5.0 | 12.567 | 2 | 4.6 | 13.400 | 2 | 5.4 | 13.733 | 2 | 4.7 | 13.900 |
| 198 | Harry | Earls | MA Junior | 4.9 | 13.467 | 3 | 4.3 | 12.367 | 7 | 4.9 | 12.433 | 1 | 6.2 | 15.133 | 3 | 3.3 | 11.000 |
| 175 | Charlie | Dynamo | MA Junior | 4.5 | 13.633 | 2 | 4.3 | 13.300 | 2 | 4.3 | 12.933 | 2 | 4.6 | 13.567 | 2 | 4.4 | 11.633 |
| 178 | Garran | Waverley | MA Junior | 5.0 | 13.667 | 1 | 3.9 | 12.467 | 1 | 4.1 | 11.933 | 10 | 5.4 | 14.567 | 2 | 4.0 | 11.433 |
| 161 | Tom | Pipers Vale | MA Junior | 4.9 | 12.967 | 11 | 4.5 | 11.200 | 12 | 4.6 | 13.267 | 3 | 5.4 | 14.367 | 17 | 3.5 | 10.367 |
| 160 | Joe | City of Bristol | MA Junior | 4.1 | 12.067 | 20 | 4.1 | 12.300 | 8 | 3.8 | 13.000 | 14 | 3.8 | 12.600 | 8 | 3.1 | 11.467 |
| 174 | Callum | Dynamo | MA Junior | 4.1 | 13.233 | 16 | 3.2 | 12.067 | 9 | 2.5 | 10.967 | 16 | 4.6 | 13.200 | 11 | 3.2 | 11.400 |
| 194 | Louren | City of Leeds | MA Junior | 4.4 | 13.300 | 13 | 3.7 | 9.433 | 21 | 3.5 | 12.300 | 7 | 4.6 | 13.333 | 9 | 3.5 | 12.000 |
| 185 | Callum | Brighton & Hove | MA Junior | 3.9 | 12.667 | 15 | 3.9 | 12.633 | 3 | 2.5 | 11.033 | 13 | 3.6 | 12.000 | 15 | 3.3 | 11.000 |
| 164 | Hannah | City of Birmingham | MA Junior | 5.1 | 13.100 | 7 | 3.8 | 10.000 | 18 | 3.9 | 12.000 | 9 | 4.6 | 13.667 | 7 | 4.5 | 13.067 |
| 176 | Daniel | Hawthorn | MA Junior | 4.3 | 12.233 | 19 | 2.9 | 11.367 | 10 | 3.2 | 11.167 | 12 | 4.6 | 13.100 | 12 | 4.0 | 12.367 |
| 195 | Harry | City of Leeds | MA Junior | 4.1 | 12.367 | 17 | 3.8 | 12.633 | 3 | 2.5 | 9.733 | 25 | 4.0 | 12.933 | 16 | 3.2 | 12.200 |
| 162 | Adam | Pipers Vale | MA Junior | 4.2 | 12.533 | 16 | 3.4 | 11.233 | 11 | 2.7 | 9.867 | 23 | 4.6 | 13.000 | 14 | 3.3 | 11.333 |
| 166 | Joshua | City of Birmingham | MA Junior | 4.5 | 11.667 | 23 | 4.1 | 12.800 | 14 | 2.1 | 10.400 | 21 | 4.0 | 11.867 | 26 | 4.4 | 12.967 |
| 193 | Joseph | City of Leeds | MA Junior | 3.9 | 11.933 | 22 | 3.2 | 10.400 | 16 | 2.1 | 10.400 | 21 | 2.1 | 10.400 | 15 | 2.4 | 10.400 |
| 162 | Sam | Toworth | MA Junior | 4.2 | 13.100 | 7 | 3.3 | 8.167 | 23 | 2.6 | 11.233 | 11 | 4.6 | 13.133 | 11 | 3.2 | 11.967 |
| 198 | Andrew | Notis | MA Junior | 4.1 | 12.967 | 10 | 3.0 | 9.900 | 19 | 2.3 | 9.800 | 24 | 3.8 | 12.800 | 18 | 3.5 | 11.533 |
| 191 | Ryan | Falcons | MA Junior | 4.2 | 12.733 | 14 | 3.0 | 7.967 | 25 | 2.7 | 10.967 | 18 | 4.0 | 13.100 | 12 | 4.1 | 12.067 |
| 192 | Byron | Falcons | MA Junior | 4.1 | 11.967 | 21 | 2.9 | 8.467 | 22 | 2.5 | 10.667 | 20 | 3.8 | 11.933 | 25 | 4.1 | 12.033 |
| 177 | Declan | Waverley | MA Junior | 4.4 | 12.833 | 12 | 3.0 | 9.500 | 20 | 3.2 | 11.033 | 13 | 3.8 | 11.800 | 27 | 3.5 | 11.600 |
| 172 | Tobias | Woking | MA Junior | 4.0 | 11.300 | 24 | 4.3 | 11.200 | 12 | 2.9 | 10.767 | 19 | 4.6 | 12.567 | 20 | 3.7 | 11.167 |
| 171 | Mike | Woking | MA Junior | 4.3 | 8.233 | 27 | 4.3 | 10.567 | 15 | 2.8 | 11.033 | 13 | 4.6 | 12.833 | 17 | 4.0 | 11.600 |
| 161 | Flecker | Kennedy Dyson | MA Junior | 4.1 | 12.300 | 18 | 2.9 | 8.000 | 24 | 2.1 | 9.733 | 25 | 3.8 | 12.433 | 22 | 3.4 | 11.100 |
| 316 | James | Coak | MA Junior | 4.1 | 9.367 | 26 | 1.1 | 5.833 | 26 | 2.1 | 10.833 | 18 | 3.0 | 12.200 | 24 | 3.3 | 11.500 |
| 190 | Dominic | South Essex | MA Junior | 4.9 | 13.267 | 1 | 0.0 | 0.000 | 26 | 4.1 | 12.600 | 14 | 5.4 | 14.467 | 3 | 4.1 | 12.767 |
| 170 | Joe | Huntingdon | MA Junior | 3.8 | 11.033 | 25 | 1.0 | 4.300 | 27 | 2.2 | 5.633 | 27 | 3.0 | 12.267 | 23 | 2.8 | 9.233 |
| 167 | Harrison | Huntingdon | MA Junior | 0.0 | 0.000 | 28 | 3.3 | 10.100 | 17 | 0.0 | 0.000 | 28 | 0.0 | 0.000 | 28 | 0.0 | 0.000 |

MA Junior Guest


| No | Name | Club | Comp | D | Floor | D | Pommels | D | Rings | D | Vault | D | P-Bars | D | H-Bar | D | AA |
|-----|-------|------------|-----------------|-----|--------|---|---------|--------|-------|-----|--------|---|--------|--------|-------|-----|--------|
| 163 | Jack | Toworth | MA Junior Guest | 4.3 | 12.933 | 1 | 4.0 | 10.600 | 1 | 2.6 | 11.800 | 1 | 4.6 | 12.867 | 2 | 2.8 | 11.333 |
| 168 | Tony | Duchars | MA Junior Guest | 4.0 | 11.967 | 3 | 4.6 | 12.533 | 1 | 2.7 | 10.600 | 3 | 4.0 | 12.567 | 3 | 2.5 | 8.633 |
| 169 | Blair | Huntingdon | MA Junior Guest | 4.5 | 11.167 | 2 | 2.9 | 11.567 | 2 | 2.5 | 10.500 | 3 | 3.6 | 12.867 | 1 | 3.0 | 9.500 |
| 167 | Luke | Notis | MA Junior Guest | 3.7 | 12.400 | 2 | 2.5 | 10.800 | 3 | 2.5 | 10.200 | 1 | 3.3 | 10.600 | 1 | 1.8 | 9.833 |

Neil


2012 English Championships




Floor




Pommels




Rings



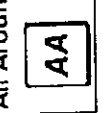
Vault



P-Bars



H-Bar






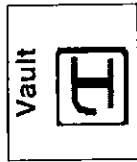
All Around

MA Senior A

| No | Name | Club | Comp | D | Floor | D | Pommels | D | Rings | D | Vault | D | P-Bars | D | H-Bar | D | AA | |
|-----|----------|-------------------|-------------|-----|--------|----|---------|--------|-------|-----|--------|----|--------|--------|-------|-----|--------|--------|
| 252 | Frank | Baines | MA Senior A | 5.4 | 14.333 | 1 | 5.2 | 12.567 | 10 | 6.2 | 15.433 | 2 | 5.0 | 14.033 | 1 | 5.2 | 13.700 | 84.266 |
| 252 | Frank | Southport YMCA | MA Senior A | 5.0 | 13.567 | 1 | 4.8 | 13.467 | 1 | 5.7 | 15.200 | 1 | 5.0 | 13.233 | 7 | 4.5 | 12.633 | 84.200 |
| 272 | Courtney | Tulloch | MA Senior A | 5.1 | 13.733 | 7 | 4.6 | 13.167 | 7 | 4.7 | 13.467 | 7 | 5.1 | 13.967 | 3 | 4.9 | 14.133 | 83.000 |
| 253 | Neil | Wilson | MA Senior A | 4.9 | 13.200 | 7 | 4.8 | 13.300 | 3 | 5.2 | 14.000 | 3 | 4.7 | 11.633 | 14 | 4.6 | 13.500 | 81.233 |
| 250 | Thomas | Gilbs | MA Senior A | 5.0 | 13.833 | 3 | 4.9 | 13.867 | 3 | 4.8 | 13.467 | 3 | 4.6 | 13.733 | 2 | 4.6 | 13.200 | 81.233 |
| 271 | James | Hall | MA Senior A | 5.3 | 13.933 | 2 | 4.9 | 14.000 | 2 | 4.0 | 11.433 | 16 | 4.1 | 11.933 | 11 | 4.8 | 12.667 | 79.633 |
| 251 | Harry | Thompson | MA Senior A | 5.0 | 12.800 | 11 | 5.1 | 11.733 | 14 | 4.6 | 13.433 | 9 | 4.3 | 11.667 | 13 | 4.7 | 13.200 | 74.400 |
| 275 | Harry | Caror | MA Senior A | 4.3 | 12.133 | 17 | 5.1 | 11.767 | 13 | 4.8 | 12.167 | 9 | 4.2 | 12.567 | 7 | 3.6 | 11.267 | 72.534 |
| 276 | Tom | Defina | MA Senior A | 5.0 | 12.800 | 11 | 5.1 | 11.733 | 14 | 4.6 | 13.433 | 9 | 4.3 | 11.667 | 13 | 4.7 | 13.200 | 72.534 |
| 275 | Tom | Woking | MA Senior A | 4.3 | 12.133 | 17 | 5.1 | 11.767 | 13 | 4.8 | 12.167 | 9 | 4.2 | 12.567 | 7 | 3.6 | 11.267 | 72.534 |
| 276 | Tom | Talworth | MA Senior A | 4.5 | 11.700 | 21 | 4.0 | 12.800 | 9 | 2.4 | 10.700 | 17 | 4.0 | 12.133 | 21 | 3.7 | 13.033 | 72.100 |
| 283 | Poss | Woking | MA Senior A | 3.7 | 12.567 | 12 | 4.0 | 12.800 | 9 | 2.6 | 10.133 | 18 | 4.6 | 13.100 | 17 | 3.6 | 11.400 | 72.100 |
| 251 | Jacob | Southport YMCA | MA Senior A | 4.5 | 11.700 | 21 | 3.1 | 12.900 | 11 | 2.6 | 10.133 | 18 | 4.1 | 12.133 | 10 | 2.7 | 11.333 | 71.766 |
| 256 | Isaac | Glenn | MA Senior A | 4.2 | 12.500 | 14 | 3.8 | 10.567 | 16 | 4.1 | 12.133 | 10 | 3.6 | 12.133 | 10 | 2.7 | 11.333 | 71.467 |
| 255 | Tim | Champion | MA Senior A | 4.5 | 11.967 | 19 | 3.9 | 11.233 | 16 | 3.6 | 11.467 | 14 | 4.6 | 13.733 | 11 | 3.9 | 11.567 | 70.933 |
| 256 | Joseph | Plymouth Swallows | MA Senior A | 4.7 | 12.567 | 12 | 4.3 | 11.200 | 17 | 3.1 | 11.900 | 12 | 4.6 | 13.433 | 15 | 4.2 | 11.900 | 70.933 |
| 255 | Tim | City of Leeds | MA Senior A | 4.5 | 11.967 | 19 | 3.9 | 11.233 | 16 | 4.1 | 12.133 | 10 | 3.6 | 12.133 | 10 | 2.7 | 11.333 | 70.933 |
| 261 | Archie | Fox | MA Senior A | 4.1 | 10.300 | 22 | 3.3 | 11.400 | 15 | 3.1 | 11.900 | 12 | 4.3 | 11.533 | 16 | 4.1 | 11.500 | 70.133 |
| 262 | Daniel | Kennedy-Dyson | MA Senior A | 4.5 | 11.800 | 20 | 4.6 | 10.533 | 19 | 4.4 | 12.233 | 8 | 4.6 | 13.867 | 12 | 4.3 | 12.233 | 69.766 |
| 262 | Daniel | Illey | MA Senior A | 4.5 | 11.800 | 20 | 4.6 | 10.533 | 19 | 4.4 | 12.233 | 8 | 4.6 | 13.867 | 12 | 4.3 | 12.233 | 69.766 |
| 279 | Goeff | Wavensy | MA Senior A | 4.3 | 12.867 | 16 | 4.8 | 11.967 | 12 | 2.3 | 8.833 | 20 | 4.6 | 12.500 | 19 | 4.4 | 12.133 | 68.433 |
| 269 | Goeff | Bohnel | MA Senior A | 4.2 | 12.467 | 15 | 2.9 | 10.300 | 20 | 2.5 | 11.233 | 16 | 3.6 | 11.633 | 22 | 2.9 | 11.200 | 67.833 |
| 257 | Elioth | Cooper | MA Senior A | 4.6 | 12.867 | 10 | 3.1 | 8.667 | 22 | 4.2 | 12.000 | 11 | 5.4 | 14.233 | 9 | 3.9 | 9.400 | 57.167 |
| 277 | Bradley | McBride | MA Senior A | 0.0 | 0.000 | 23 | 4.6 | 13.033 | 8 | 4.7 | 12.800 | 7 | 0.0 | 0.000 | 24 | 3.4 | 11.167 | 50.200 |
| 270 | Alex | Eachok | MA Senior A | 5.2 | 13.467 | 18 | 0.0 | 0.000 | 23 | 0.0 | 0.000 | 21 | 5.4 | 14.333 | 8 | 0.0 | 0.000 | 40.267 |
| 273 | Koh | Eachok | MA Senior A | 3.8 | 12.067 | 18 | 0.0 | 0.000 | 23 | 0.0 | 0.000 | 21 | 5.4 | 14.333 | 8 | 0.0 | 0.000 | 40.267 |
| 265 | Joshua | Avallone | MA Senior A | 0.0 | 0.000 | 23 | 3.0 | 10.133 | 21 | 0.0 | 0.000 | 21 | 4.0 | 12.567 | 20 | 2.9 | 10.667 | 39.001 |
| 265 | Joshua | Avallone | MA Senior A | 0.0 | 0.000 | 23 | 3.0 | 10.133 | 21 | 0.0 | 0.000 | 21 | 4.0 | 12.567 | 20 | 2.9 | 10.667 | 39.001 |
| 268 | Gabriel | Hannah | MA Senior A | 4.9 | 13.100 | 8 | 0.0 | 0.000 | 23 | 0.0 | 0.000 | 21 | 6.2 | 15.300 | 13 | 0.0 | 0.000 | 32.766 |
| 267 | Chris | Moore | MA Senior A | 5.1 | 12.900 | 9 | 0.0 | 0.000 | 23 | 0.0 | 0.000 | 21 | 6.2 | 15.433 | 13 | 0.0 | 0.000 | 32.766 |
| 274 | Anthony | Wise | MA Senior A | 0.0 | 0.000 | 23 | 5.5 | 14.533 | 1 | 0.0 | 0.000 | 24 | 4.6 | 13.733 | 2 | 0.0 | 0.000 | 28.333 |
| 264 | Matthew | Liddard | MA Senior A | 0.0 | 0.000 | 23 | 4.8 | 13.700 | 2 | 0.0 | 0.000 | 21 | 0.0 | 0.000 | 22 | 0.0 | 0.000 | 28.266 |
| 264 | Matthew | Notrk | MA Senior A | 0.0 | 0.000 | 23 | 4.8 | 13.700 | 2 | 0.0 | 0.000 | 21 | 0.0 | 0.000 | 22 | 0.0 | 0.000 | 28.266 |


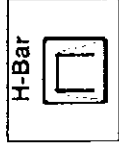
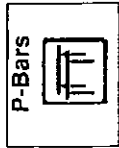
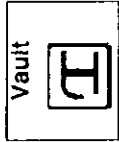
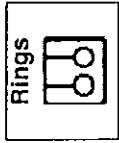
2012 English Championships

WA Senior



| No | Name | Club | Comp | D | Vault | D | Bars | D | Beam | D | Floor | AA |
|-----|-----------|-------------|-----------|-----|--------|-----|--------|-----|--------|-----|--------|--------|
| 226 | Jennifer | Pinches | WA Senior | 5.0 | 13.950 | 5.4 | 13.250 | 5.8 | 14.050 | 5.6 | 13.900 | 55.150 |
| 230 | Danusa | Francis | WA Senior | 5.0 | 14.100 | 5.9 | 13.600 | 5.7 | 13.800 | 5.1 | 13.150 | 54.650 |
| 225 | Niarth | Ropin | WA Senior | 5.3 | 14.350 | 5.1 | 12.400 | 5.2 | 13.150 | 5.6 | 13.700 | 53.600 |
| 215 | Ruby | Harold | WA Senior | 5.0 | 13.750 | 5.9 | 12.850 | 5.0 | 12.850 | 5.2 | 13.150 | 52.600 |
| 211 | Jocelyn | Hunt | WA Senior | 5.3 | 13.700 | 4.9 | 12.800 | 5.2 | 12.800 | 5.4 | 12.750 | 52.050 |
| 227 | Billie | Mackenzie | WA Senior | 4.4 | 13.200 | 5.0 | 12.400 | 5.1 | 13.200 | 4.6 | 12.650 | 51.450 |
| 240 | Sophie | Fitzgerald | WA Senior | 4.4 | 13.000 | 4.6 | 11.700 | 5.2 | 13.200 | 4.6 | 12.450 | 50.350 |
| 230 | Laura | Mitchell | WA Senior | 4.4 | 12.600 | 4.4 | 11.900 | 4.9 | 13.500 | 4.8 | 11.850 | 49.850 |
| 214 | Jasmine | Reed-yang | WA Senior | 5.0 | 13.400 | 5.4 | 12.600 | 4.6 | 11.400 | 4.5 | 12.300 | 49.700 |
| 234 | Kelly | Simm | WA Senior | 5.0 | 13.300 | 5.5 | 10.250 | 4.9 | 12.650 | 5.1 | 13.100 | 49.500 |
| 231 | Charlotte | Lindsay | WA Senior | 5.0 | 13.250 | 4.6 | 12.100 | 5.3 | 11.550 | 5.1 | 12.550 | 49.450 |
| 233 | Laura | Edwards | WA Senior | 5.0 | 13.700 | 5.8 | 11.350 | 5.3 | 11.900 | 5.1 | 11.850 | 48.800 |
| 210 | Amy | Middleton | WA Senior | 5.0 | 13.650 | 4.0 | 11.150 | 4.5 | 11.800 | 4.3 | 11.200 | 47.800 |
| 219 | Alalanta | Saunders | WA Senior | 4.2 | 12.950 | 3.8 | 10.600 | 4.3 | 11.650 | 4.1 | 12.250 | 47.450 |
| 203 | Nianth | Ryan | WA Senior | 4.6 | 11.950 | 4.5 | 11.650 | 4.5 | 11.800 | 4.8 | 12.100 | 47.000 |
| 207 | Eva | Nobbs | WA Senior | 4.4 | 13.250 | 2.5 | 10.050 | 3.7 | 11.650 | 3.4 | 11.650 | 46.600 |
| 229 | Lorlah | James | WA Senior | 5.0 | 13.750 | 4.7 | 8.800 | 5.0 | 11.100 | 5.0 | 12.750 | 46.400 |
| 212 | Maise | Dodds | WA Senior | 4.2 | 12.200 | 4.7 | 10.950 | 4.0 | 11.700 | 3.7 | 11.200 | 46.050 |
| 226 | Nicole | Pavner | WA Senior | 4.0 | 12.250 | 3.5 | 10.600 | 4.7 | 11.300 | 4.5 | 11.850 | 46.000 |
| 204 | Danielle | McNaney | WA Senior | 5.2 | 13.600 | 2.4 | 7.850 | 4.6 | 11.250 | 4.7 | 12.600 | 45.300 |
| 216 | Fiona | Thornhill | WA Senior | 4.2 | 12.750 | 2.4 | 9.050 | 4.6 | 11.850 | 4.2 | 11.550 | 45.200 |
| 232 | Beth | Donatison | WA Senior | 4.0 | 12.400 | 3.2 | 9.500 | 4.5 | 11.350 | 4.2 | 11.700 | 44.950 |
| 218 | Sophie | Brundish | WA Senior | 4.2 | 12.700 | 3.5 | 8.500 | 4.5 | 12.400 | 4.2 | 10.950 | 44.550 |
| 209 | Jessica | Nicholson | WA Senior | 4.0 | 12.100 | 3.2 | 8.500 | 4.6 | 11.650 | 4.5 | 12.200 | 44.450 |
| 223 | Chloe | Wood | WA Senior | 4.2 | 12.350 | 3.3 | 8.350 | 4.3 | 11.000 | 3.3 | 11.000 | 42.700 |
| 236 | Lora | Long | WA Senior | 4.4 | 12.800 | 2.7 | 7.200 | 4.6 | 11.400 | 4.3 | 11.250 | 42.650 |
| 213 | Charlotte | Bennett | WA Senior | 4.2 | 12.250 | 2.2 | 7.400 | 4.3 | 12.100 | 3.3 | 10.800 | 42.550 |
| 217 | Jade | Brewer | WA Senior | 4.2 | 12.300 | 2.3 | 8.300 | 3.0 | 10.150 | 4.2 | 11.650 | 42.400 |
| 205 | Louise | Berry | WA Senior | 4.2 | 12.550 | 1.2 | 8.200 | 3.4 | 10.700 | 3.3 | 10.500 | 41.950 |
| 201 | Natasha | Walker | WA Senior | 4.2 | 12.400 | 2.6 | 7.850 | 3.0 | 9.650 | 3.6 | 10.700 | 40.600 |
| 241 | Imogen | Cairns | WA Senior | 5.3 | 14.550 | 0.0 | 0.000 | 5.2 | 13.850 | 5.1 | 12.200 | 40.600 |
| 206 | Victoria | Lotts | WA Senior | 4.0 | 12.100 | 3.0 | 8.200 | 2.4 | 9.300 | 2.6 | 8.500 | 39.100 |
| 224 | Becke | Downie | WA Senior | 0.0 | 0.000 | 3.3 | 5.4 | 5.1 | 12.750 | 1.8 | 8.800 | 35.050 |
| 221 | Hannah | Whelan | WA Senior | 0.0 | 0.000 | 3.3 | 5.7 | 5.8 | 14.450 | 0.0 | 0.000 | 27.350 |
| 222 | Beth | Tweddle MBE | WA Senior | 0.0 | 0.000 | 3.3 | 7.0 | 0.0 | 0.000 | 0.0 | 0.000 | 15.950 |

2012 English Championships



MA Senior B

| No | Name | Club | Comp | D | Floor | D | Pommels | D | Rings | D | Vault | D | P-Bars | D | H-Bar | D | AA | | |
|-----|-----------------|-----------------------|-------------|-----|--------|----|---------|--------|-------|-----|--------|----|--------|--------|-------|-----|--------|----|--------|
| 301 | Kristan Thomas | Exisle | MA Senior B | 6.1 | 15.167 | 2 | 5.8 | 14.800 | 2 | 5.6 | 16.000 | 1 | 5.6 | 14.467 | 3 | 6.8 | 15.900 | 1 | 90.901 |
| 303 | Max Whitack | South Essex | MA Senior B | 6.5 | 15.367 | 1 | 6.0 | 13.667 | 7 | 5.5 | 14.933 | 2 | 6.0 | 15.027 | 1 | 6.1 | 13.533 | 8 | 67.727 |
| 302 | Rieas Beckford | South Essex | MA Senior B | 6.3 | 13.033 | 7 | 5.3 | 14.133 | 3 | 6.2 | 14.300 | 9 | 5.8 | 14.000 | 5 | 5.7 | 14.000 | 3 | 65.033 |
| 285 | Malthew Firth | City of Leeds | MA Senior B | 5.6 | 14.433 | 5 | 5.7 | 13.300 | 10 | 5.0 | 13.233 | 11 | 5.2 | 14.500 | 2 | 5.5 | 13.667 | 5 | 84.766 |
| 304 | Anthony Hughes | South Essex | MA Senior B | 5.4 | 13.600 | 8 | 5.6 | 14.233 | 9 | 5.3 | 13.933 | 10 | 5.4 | 14.100 | 4 | 5.2 | 13.833 | 7 | 83.932 |
| 286 | Carmon McKenzie | Huntingdon | MA Senior B | 5.5 | 13.467 | 10 | 4.7 | 13.533 | 9 | 5.4 | 14.200 | 10 | 5.7 | 12.900 | 9 | 4.6 | 12.500 | 15 | 82.233 |
| 298 | Sam Hunter | Hincley | MA Senior B | 5.9 | 14.100 | 6 | 5.0 | 12.933 | 12 | 5.1 | 13.933 | 10 | 5.2 | 14.767 | 8 | 5.8 | 14.467 | 3 | 81.967 |
| 285 | Sam Fern | Oldham | MA Senior B | 4.8 | 13.533 | 9 | 5.2 | 13.200 | 11 | 6.1 | 15.133 | 1 | 4.5 | 12.900 | 9 | 4.7 | 12.600 | 12 | 81.099 |
| 317 | Sam Oldham | Huntingdon | MA Senior B | 6.0 | 13.233 | 12 | 4.3 | 11.667 | 14 | 4.7 | 13.067 | 13 | 6.6 | 15.333 | 11 | 6.1 | 12.733 | 11 | 80.433 |
| 306 | Joshua Hogarth | Bury | MA Senior B | 4.8 | 11.667 | 16 | 4.4 | 12.500 | 13 | 4.7 | 12.400 | 15 | 4.4 | 10.200 | 15 | 0.0 | 0.000 | 16 | 59.367 |
| 294 | Luke Folwell | Huntingdon | MA Senior B | 5.5 | 13.867 | 10 | 5.2 | 14.100 | 10 | 0.0 | 0.000 | 16 | 8.2 | 15.533 | 6 | 5.5 | 13.533 | 8 | 57.133 |
| 290 | Robert Payne | Loughborough Students | MA Senior B | 0.0 | 0.000 | 17 | 5.5 | 13.333 | 9 | 5.5 | 13.967 | 8 | 0.0 | 0.000 | 15 | 5.3 | 13.733 | 7 | 53.633 |
| 287 | Mitch Jarvis | Loughborough Students | MA Senior B | 5.1 | 12.100 | 15 | 0.0 | 0.000 | 15 | 0.0 | 0.000 | 16 | 6.2 | 15.100 | 7 | 4.6 | 12.700 | 11 | 53.000 |
| 287 | Ashley Watson | Loughborough Students | MA Senior B | 0.0 | 0.000 | 17 | 5.4 | 14.433 | 3 | 3.9 | 12.833 | 14 | 0.0 | 0.000 | 15 | 4.2 | 12.200 | 13 | 51.999 |
| 307 | Theo Seager | Bury | MA Senior B | 6.2 | 14.800 | 3 | 0.0 | 0.000 | 15 | 6.4 | 14.367 | 14 | 0.0 | 0.000 | 15 | 0.0 | 0.000 | 16 | 43.834 |
| 289 | James Henderson | Loughborough Students | MA Senior B | 5.2 | 13.400 | 11 | 0.0 | 0.000 | 15 | 5.5 | 13.233 | 11 | 0.0 | 0.000 | 12 | 0.0 | 0.000 | 16 | 40.433 |
| 305 | Steven Jenu | Exeter | MA Senior B | 5.5 | 12.267 | 14 | 0.0 | 0.000 | 15 | 5.3 | 14.000 | 7 | 0.0 | 0.000 | 15 | 0.0 | 0.000 | 16 | 39.300 |
| 288 | Aidan Soutter | Heathrow | MA Senior B | 4.4 | 12.700 | 13 | 0.0 | 0.000 | 15 | 0.0 | 0.000 | 16 | 4.6 | 14.167 | 11 | 3.6 | 11.200 | 14 | 38.067 |
| 295 | Louis Smith | Huntingdon | MA Senior B | 0.0 | 0.000 | 17 | 6.8 | 15.400 | 1 | 0.0 | 0.000 | 16 | 0.0 | 0.000 | 15 | 0.0 | 0.000 | 16 | 29.767 |

MA Senior Guest

| No | Name | Team | Comp | D | Floor | D | Pommels | D | Rings | D | Vault | D | P-Bars | D | H-Bar | D | AA | | |
|-----|-------------------|------------|-----------------|-----|--------|----|---------|--------|-------|-----|--------|----|--------|--------|-------|-----|--------|----|--------|
| 318 | Tom Barnes | Rushmoor | MA Senior Guest | 5.0 | 13.533 | 2 | 3.1 | 10.800 | 3 | 2.6 | 10.667 | 3 | 3.5 | 12.667 | 2 | 3.2 | 11.933 | 2 | 73.867 |
| 315 | Iwan Mapham | Cymru | MA Senior Guest | 4.7 | 12.800 | 3 | 3.8 | 11.767 | 2 | 3.6 | 10.800 | 2 | 4.5 | 11.900 | 2 | 3.8 | 10.600 | 2 | 71.934 |
| 311 | Alex Rothe | Cymru | MA Senior Guest | 5.4 | 12.233 | 1 | 5.1 | 12.933 | 1 | 2.4 | 4.200 | 3 | 3.3 | 11.833 | 3 | 3.3 | 11.767 | 3 | 66.565 |
| 313 | Saul Thomas | Cymru | MA Senior Guest | 0.0 | 0.000 | 18 | 2.9 | 11.500 | 1 | 3.2 | 11.467 | 1 | 3.6 | 12.633 | 3 | 0.0 | 0.000 | 16 | 48.100 |
| 312 | Cilan Thomas | Cymru | MA Senior Guest | 0.0 | 0.000 | 18 | 0.0 | 0.000 | 7 | 3.0 | 9.467 | 1 | 3.6 | 11.067 | 2 | 2.6 | 10.200 | 16 | 44.067 |
| 319 | Mohamed El Sahary | Huntingdon | MA Senior Guest | 0.0 | 0.000 | 18 | 5.0 | 12.667 | 2 | 0.0 | 0.000 | 16 | 4.9 | 13.167 | 1 | 5.0 | 12.233 | 1 | 38.067 |
| 292 | Andrew Smith | Notts | MA Senior Guest | 6.3 | 14.700 | 1 | 5.0 | 12.100 | 3 | 0.0 | 0.000 | 16 | 0.0 | 0.000 | 7 | 0.0 | 0.000 | 16 | 26.600 |