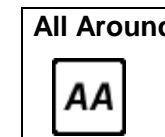
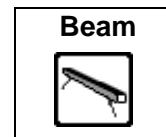
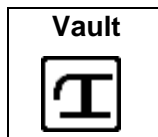


2013 English Championships

Women's Artistic



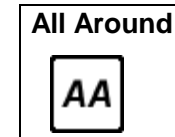
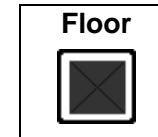
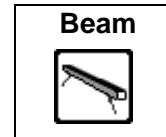
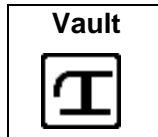
WA Espoir

No	Name	Club	Comp	D	VT		D	UB		D	BB		D	FX		AA					
284	Georgia-Mae	Fenton	Europa	WA Espoir	4.0	12.900	11	=	4.4	12.550	1	4.7	13.300	2	=	4.4	12.950	2	=	51.700	1
94	Alice	Kinsella	Park Wrekin	WA Espoir	4.0	13.200	4	=	3.4	11.050	4	4.9	13.300	2	=	4.6	12.700	5	=	50.250	2
54	Teal	Grindle	Sapphire	WA Espoir	3.8	12.100	37	=	4.3	12.250	3	4.7	12.400	8	=	5.0	12.950	2	=	49.700	3
285	Catherine	Lyons	Europa	WA Espoir	4.4	13.350	3	=	4.9	12.300	2	4.8	11.000	20	=	4.8	13.000	1	=	49.650	4
304	Lucy	Stanhope	City of Liverpool	WA Espoir	4.2	13.000	9	=	2.3	10.200	12	4.8	13.500	1	=	4.5	12.400	6	=	49.100	5
96	Caitlin	Tsang	Park Wrekin	WA Espoir	4.4	13.200	4	=	4.7	9.350	22	5.1	13.250	4	=	4.8	12.350	9	=	48.150	6
92	Elesse	Oates	Park Wrekin	WA Espoir	3.8	12.950	10	=	3.3	9.550	20	4.4	12.500	7	=	4.5	12.750	4	=	47.750	7
311	Phoebe	Turner	The Academy	WA Espoir	5.0	13.700	1	=	3.6	10.100	13	5.0	12.700	5	=	4.8	10.750	28	=	47.250	8
217	Abigail	Solari	The Academy	WA Espoir	4.4	13.400	2	=	3.8	11.000	5	4.6	11.000	20	=	4.8	11.750	15	=	47.150	9
32	Claudia	Barkes	South Durham	WA Espoir	4.0	12.850	13	=	4.1	10.950	6	4.5	10.950	22	=	4.5	12.250	10	=	47.000	10
97	Bethany	Lavelle	Park Wrekin	WA Espoir	4.4	12.800	14	=	4.7	10.500	7	4.4	11.600	15	=	4.5	12.050	13	=	46.950	11
29	Leah	Rockett	South Durham	WA Espoir	4.2	12.300	31	=	2.5	10.500	7	4.6	11.950	12	=	4.3	12.100	12	=	46.850	12
91	Rebecca	Jones	Park Wrekin	WA Espoir	4.0	13.100	7	=	2.3	9.850	16	4.4	12.300	9	=	4.6	11.350	20	=	46.600	13
95	Ella	Cooper	Park Wrekin	WA Espoir	4.4	13.150	6	=	3.4	9.650	17	5.5	11.050	19	=	4.7	12.400	6	=	46.250	14
155	Josephine	Tang	South Essex	WA Espoir	4.0	12.600	23	=	2.9	8.700	24	4.6	12.550	6	=	3.7	11.700	18	=	45.550	15
195	Maia	Anderson	Tolworth	WA Espoir	3.8	12.650	22	=	2.2	9.500	21	4.3	12.050	10	=	3.5	10.800	27	=	45.000	16
33	Lauryn	Armstrong	South Durham	WA Espoir	4.0	12.300	31	=	2.6	9.600	19	4.5	11.200	18	=	4.3	11.900	14	=	45.000	16
12	Rachel	Fraser	City Of Birmingham	WA Espoir	3.8	12.400	28	=	2.3	10.350	9	3.9	11.600	15	=	4.4	10.550	30	=	44.900	18
196	Amelia	Montague	Tolworth	WA Espoir	2.6	11.600	43	=	2.3	10.050	14	4.9	11.450	17	=	3.7	11.750	15	=	44.850	19
154	Eden	Edwards	City Of Birmingham	WA Espoir	4.2	13.050	8	=	3.2	10.250	11	3.6	10.450	27	=	3.4	10.500	31	=	44.250	20
1	Jasmine	Harkin	Port Regis	WA Espoir	4.2	12.550	25	=	2.8	8.800	23	3.8	11.750	14	=	3.7	11.000	25	=	44.100	21
93	Honour	Sheard	Park Wrekin	WA Espoir	4.0	12.750	16	=	3.0	10.350	9	4.4	9.050	41	=	4.3	11.750	15	=	43.900	22
156	Karis	Maskell	South Essex	WA Espoir	3.8	11.700	42	=	2.6	9.650	17	4.7	10.900	23	=	4.5	11.250	23	=	43.500	23
117	Lottie	Smith	Huntingdon	WA Espoir	3.8	12.500	27	=	3.7	8.300	29	4.6	10.500	26	=	4.7	12.150	11	=	43.450	24
30	Olivia	Bell	South Durham	WA Espoir	4.0	12.700	18	=	2.4	9.900	15	3.9	10.150	32	=	4.1	10.500	31	=	43.250	25
171	Maisie	Dixon	Plymouth Swallows	WA Espoir	4.2	12.900	11	=	1.7	8.300	29	3.8	9.900	35	=	4.6	11.100	24	=	42.200	26
215	Ellie	Vine	Colchester	WA Espoir	4.2	11.950	40	=	2.3	8.700	24	3.6	9.900	35	=	3.7	10.900	26	=	41.450	27
185	Casey	Spry	Dynamo	WA Espoir	4.0	12.750	16	=	1.6	7.950	31	3.9	10.700	25	=	2.7	8.650	44	=	40.050	28
191	Rosheen	Hinze	Rushmoor	WA Espoir	4.4	12.700	18	=	2.6	6.450	37	4.7	9.050	41	=	4.3	11.300	22	=	39.500	29
116	Carrie	Walker	Huntingdon	WA Espoir	3.8	12.200	35	=	1.9	2.900	43	4.9	11.950	12	=	4.6	12.400	6	=	39.450	30
252	Lana	Chilton	City of Newcastle	WA Espoir	4.0	12.350	30	=	1.6	6.000	40	3.7	10.800	24	=	2.6	10.050	37	=	39.200	31
118	Tilly	Allen	Huntingdon	WA Espoir	4.2	12.800	14	=	1.4	2.650	44	4.2	12.050	10	=	4.3	11.350	20	=	38.850	32
186	Hannah	Clayton	Dynamo	WA Espoir	4.0	12.100	37	=	1.1	7.600	32	3.1	9.550	38	=	3.1	8.800	43	=	38.050	33
178	Charlie	Plumridge	South Devon	WA Espoir	4.0	12.250	34	=	1.7	7.150	33	3.7	9.800	37	=	3.4	8.850	42	=	38.050	33
168	Georgina	Bisp	Froreside	WA Espoir	4.2	12.300	31	=	1.1	6.250	39	3.1	10.200	31	=	3.6	9.200	41	=	37.950	35
177	Olivia	Dean	South Devon	WA Espoir	4.2	12.550	25	=	1.1	6.500	36	3.8	8.450	44	=	3.6	10.350	34	=	37.850	36
187	Amy	Layzell	Dynamo	WA Espoir	4.0	11.950	40	=	2.1	8.650	27	3.2	7.250	45	=	3.4	9.900	38	=	37.750	37
25	Hannah	Peggs	Redcar	WA Espoir	4.0	12.400	28	=	1.1	6.550	35	2.9	8.650	43	=	3.5	10.100	36	=	37.700	38
169	Jaime	Wall	Froreside	WA Espoir	4.0	11.100	44	=	1.0	6.350	38	3.6	10.250	30	=	3.5	9.350	40	=	37.050	39
192	Florence	Aylward	Rushmoor	WA Espoir	4.2	12.700	18	=	0.9	2.400	45	3.2	10.100	33	=	3.6	10.350	34	=	35.550	40
26	Chloe	Jones	Redcar	WA Espoir	4.0	12.600	23	=	0.9	2.000	46	3.9	10.100	33	=	3.4	10.450	33	=	35.150	41
251	Sophie	Heeney	City of Newcastle	WA Espoir	4.0	12.000	39	=	0.7	1.200	47	4.1	9.250	40	=	2.9	9.800	39	=	32.250	42
253	Olivia	Miller	City of Newcastle	WA Espoir	4.0	12.200	35	=	2.8	8.700	24	4.0	10.400	28	=	0.0	0.000	45	=	31.300	43
254	Kate	Hooley	City of Newcastle	WA Espoir	4.2	12.700	18	=	1.1	5.600	41	0.0	0.000	46	=	3.2	10.600	29	=	28.900	44
31	Alex	Learman	South Durham	WA Espoir	0.0	0.000	45	=	1.7	3.900	42	3.7	9.300	39	=	3.3	11.550	19	=	24.750	45
194	India	Weller	Abingdon	WA Espoir	0.0	0.000	45	=	2.7	8.600	28	4.7	10.400	28	=	0.0	0.000	45	=	19.000	46
179	Imogen	Plumridge	South Devon	WA Espoir	0.0	0.000	45	=	1.6	6.850	34	0.0	0.000	46	=	0.0	0.000	45	=	6.850	47

Scoring by www.gymdata.co.uk

2013 English Championships

Women's Artistic



WA Senior

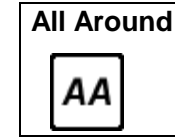

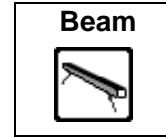
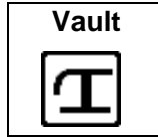
No	Name	Club	Comp	D	VT		D	UB		D	BB		D	FX		AA		
306	Hannah	Whelan	City of Liverpool	WA Senior	5.0	14.000	2	5.7	11.950	7	5.7	13.550	1	5.4	12.600	5	52.100	1
295	Niamh	Rippin	Notts	WA Senior	5.3	13.150	11 =	4.4	12.250	5 =	5.1	12.400	4	5.7	13.300	1	51.100	2
189	Laura	Edwards	Dynamo	WA Senior	5.0	13.600	4 =	5.7	13.250	2	5.2	12.550	3	4.8	11.600	13	51.000	3
225	Ruby	Harrold	The Academy	WA Senior	5.0	13.900	3	6.2	12.700	4	5.0	11.750	8 =	4.9	12.500	6	50.850	4
305	Charlie	Fellows	City of Liverpool	WA Senior	5.0	13.550	6 =	5.5	12.800	3	5.0	11.750	8 =	5.5	12.700	2 =	50.800	5
190	Kelly	Simm	Dynamo	WA Senior	5.0	13.550	6 =	5.0	12.250	5 =	5.4	13.050	2	5.3	10.750	19	49.600	6
239	Lorlah	James	Heathrow	WA Senior	5.0	13.600	4 =	3.9	11.450	11 =	4.7	12.350	5	4.8	11.950	9	49.350	7
67	Jocelyn	Hunt	Horsham	WA Senior	5.3	14.100	1	4.7	9.950	20 =	5.2	12.300	6	5.4	12.400	7	48.750	8
297	Kirsty	Baldwin	Notts	WA Senior	4.0	12.550	20 =	3.4	11.400	13	4.3	11.350	10	4.7	12.150	8	47.450	9
223	Lucy	Brett	The Academy	WA Senior	4.0	12.600	19	4.5	11.850	8	4.0	11.150	11	4.4	11.800	11 =	47.400	10
224	Jasmine	Reed-Yang	The Academy	WA Senior	4.0	12.650	17 =	5.5	11.800	9	3.7	11.000	12	4.9	11.900	10	47.350	11
66	Iona	Theobald	Horsham	WA Senior	5.0	13.350	8	4.6	11.450	11 =	3.6	9.550	24	4.5	12.650	4	47.000	12
298	Katy	Bramley	Notts	WA Senior	4.4	13.250	9 =	3.5	10.600	18	4.3	11.850	7	4.3	11.100	16 =	46.800	13
222	Maisie	Dodds	The Academy	WA Senior	4.0	12.500	22 =	4.8	11.500	10	4.6	10.550	14	3.7	10.850	18	45.400	14
56	Eleanor	Thompson	Sapphire	WA Senior	4.6	13.150	11 =	2.9	10.050	19	4.2	9.250	27	4.9	12.700	2 =	45.150	15
296	Nicole	Pavier	Notts	WA Senior	4.2	12.500	22 =	4.2	10.950	15 =	4.7	10.400	16 =	4.4	11.100	16 =	44.950	16
216	Eleanor	Clifford	Colchester	WA Senior	4.4	12.800	13 =	2.7	9.900	22	4.5	10.400	16 =	4.3	11.800	11 =	44.900	17
238	Mollie	Payton	Heathrow	WA Senior	4.4	12.800	13 =	4.6	10.950	15 =	4.4	10.500	15	4.5	10.200	23	44.450	18
24	Stevie	Harrow	Pipers Vale	WA Senior	4.0	12.700	16	4.5	10.850	17	5.2	10.800	13	4.4	9.650	24	44.000	19
36	Beth	Donaldson	South Durham	WA Senior	4.0	12.650	17 =	2.9	9.950	20 =	3.9	10.250	18	4.6	10.550	22	43.400	20
310	Katie	Carter	Pinewood	WA Senior	4.4	12.800	13 =	2.0	8.700	28	3.2	10.050	20 =	4.1	11.450	14	43.000	21
221	Charlotte	Bennett	The Academy	WA Senior	4.0	12.450	24	3.7	9.700	23	3.9	8.750	28 =	4.5	11.200	15	42.100	22
176	Natasha	Walker	York	WA Senior	4.2	12.400	25	3.2	8.600	29	4.4	9.300	26	3.9	10.650	20	40.950	23
23	Chloe	Wood	Pipers Vale	WA Senior	4.0	11.300	27 =	4.5	8.950	27	3.7	8.400	30	4.4	10.600	21	39.250	24
246	Louise	Orchard	Loughborough	WA Senior	4.0	12.550	20 =	2.0	9.200	25	2.6	8.250	31	3.0	8.000	25	38.000	25
288	Olivia	Blatch	Europa	WA Senior	4.2	11.300	27 =	2.0	9.150	26	3.2	10.100	19	0.0	0.000	26 =	30.550	26
121	Lisa	Mason	Huntingdon	WA Senior	4.7	13.250	9 =	0.0	0.000	30 =	4.1	9.900	22	0.0	0.000	26 =	23.150	27
281	Rebecca	Hall	City Of Leeds	WA Senior	4.4	12.150	26	0.0	0.000	30 =	4.5	9.400	25	0.0	0.000	26 =	21.550	28
209	Caitlin	Kickham	Uckfield	WA Senior	0.0	0.000	29 =	4.1	9.250	24	4.1	9.800	23	0.0	0.000	26 =	19.050	29
294	Becky	Downie	Notts	WA Senior	0.0	0.000	29 =	6.2	14.300	1	0.0	0.000	32 =	0.0	0.000	26 =	14.300	30
240	Charlotte	Lindsley	Heathrow	WA Senior	0.0	0.000	29 =	4.4	11.050	14	0.0	0.000	32 =	0.0	0.000	26 =	11.050	31
283	Hannah	Wade	City Of Leeds	WA Senior	0.0	0.000	29 =	0.0	0.000	30 =	3.4	10.050	20 =	0.0	0.000	26 =	10.050	32
282	Jessica	Nicholson	City Of Leeds	WA Senior	0.0	0.000	29 =	0.0	0.000	30 =	4.2	8.750	28 =	0.0	0.000	26 =	8.750	33

WA Senior Guest

No	Name	Club	Comp	D	VT		D	UB		D	BB		D	FX		AA		
226	Hollie	Moore	The Academy	WA Senior Guest	4.0	12.600	1	4.7	11.450	1	4.8	10.650	1	4.8	11.700	1	46.400	1

2013 English Championships

Women's Artistic

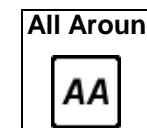
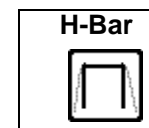
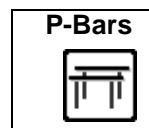
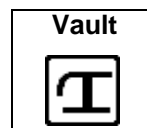
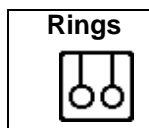


WA Junior

No	Name	Club	Comp	D	VT		D	UB		D	BB		D	FX		AA		
292	Ellie	Downie	Notts	WA Junior	5.0	14.100	2	4.4	12.000	3	4.7	13.050	2	5.2	13.500	1	52.650	1
75	Tyasha	Mattis	East London	WA Junior	5.8	14.500	1	5.7	11.750	5	5.7	12.750	5	5.3	13.350	2	52.350	2
220	April	Maslen	The Academy	WA Junior	4.4	13.150	7	5.1	12.200	1	4.6	12.600	7	5.0	12.650	6	50.600	3
74	Chantelle	Halford	East London	WA Junior	5.0	13.750	3	5.1	12.150	2	5.2	12.850	3	4.8	11.800	14	50.550	4
219	Imogen	Chan	The Academy	WA Junior	4.0	12.100	28	3.6	11.450	8	5.4	13.500	1	4.8	12.900	3	49.950	5
259	Jade	Stedford	CMIG	WA Junior	4.4	13.100	8	4.3	11.500	7	5.0	12.400	8	4.9	12.200	11	49.200	6
260	Stefanie	Bowles	CMIG	WA Junior	4.6	13.200	6	4.2	11.950	4	4.0	11.950	12	4.4	11.850	13	48.950	7
302	Lauren	Mitchell	Aspire	WA Junior	4.0	12.600	20	2.5	10.300	13	4.1	12.800	4	4.5	12.900	3	48.600	8
299	Polina	Poliakova	Norfolk Academy	WA Junior	4.0	12.550	21	4.7	11.200	9	4.5	12.300	9	4.6	12.450	9	48.500	9
287	Ellis	O'Reilly	Europa	WA Junior	4.4	13.250	5	4.1	10.500	11	4.8	12.050	11	4.6	12.650	6	48.450	10
100	Georgina	Clements	Park Wrekin	WA Junior	5.0	13.450	4	4.2	10.950	10	5.2	11.100	17	4.8	12.550	8	48.050	11
35	Jade	Armstrong	South Durham	WA Junior	5.0	12.650	18	4.0	9.950	14	4.9	11.750	13	4.5	12.750	5	47.100	12
256	Natasha	Raymund-Jayadev	CMIG	WA Junior	4.2	12.800	13	3.1	9.300	18	4.4	12.150	10	4.5	10.650	25	44.900	13
55	Imogen	Davies	Sapphire	WA Junior	4.2	12.350	26	2.5	10.500	11	3.3	10.650	20	3.8	11.100	20	44.600	14
257	Morgan	Finnegan	CMIG	WA Junior	4.0	12.550	21	3.5	9.450	17	3.7	11.750	13	3.8	10.800	23	44.550	15
286	Briony	Moir	Europa	WA Junior	4.0	12.800	13	2.6	9.700	15	3.6	11.050	19	4.1	10.950	22	44.500	16
258	Georgina	Harris	CMIG	WA Junior	4.2	12.850	11	4.6	7.650	27	4.7	11.600	15	4.6	12.250	10	44.350	17
262	Naomi	Gayle	CMIG	WA Junior	4.2	12.950	10	1.1	9.150	20	3.2	10.650	20	4.4	11.000	21	43.750	18
236	Natasha	Fulton	Heathrow	WA Junior	4.0	12.800	13	2.7	9.300	18	4.7	11.100	17	4.3	9.600	29	42.800	19
214	Katie-Ann	Barton	Bury	WA Junior	4.2	12.400	25	1.5	9.700	15	3.3	9.750	28	3.6	10.600	26	42.450	20
98	Rebecca	Williamson	Park Wrekin	WA Junior	4.0	12.650	18	2.1	8.000	25	4.2	10.100	24	4.5	11.550	15	42.300	21
99	Eshe	Bernard	Park Wrekin	WA Junior	4.0	12.050	29	2.9	8.150	23	4.4	9.600	30	4.5	12.000	12	41.800	22
27	Lauren	Hearfield	Redcar	WA Junior	4.2	12.800	13	2.1	7.700	26	4.4	9.550	31	4.5	11.150	19	41.200	23
261	Lavinia	Raymund-Jayadev	CMIG	WA Junior	4.2	13.000	9	1.8	5.900	31	3.4	10.500	23	4.4	11.350	16	40.750	24
119	Maddy	Young	Huntingdon	WA Junior	4.2	12.800	13	1.5	8.200	22	2.8	9.750	28	3.7	9.700	28	40.450	25
153	Leah	Burke	Wigan	WA Junior	4.0	12.500	24	3.6	8.650	21	4.6	8.800	34	4.7	10.500	27	40.450	25
170	Lydia	Hayden	Fromeside	WA Junior	4.2	12.350	26	1.3	8.100	24	2.9	10.050	25	4.5	9.450	31	39.950	27
172	Caitlin	Dyer	Waveney	WA Junior	4.2	12.850	11	1.1	6.450	30	3.5	9.900	26	4.1	10.700	24	39.900	28
265	Nadine	Gomez	City of London	WA Junior	4.2	11.750	30	1.2	7.100	29	3.5	10.650	20	3.3	9.500	30	39.000	29
188	Danielle	Barnes	Dynamo	WA Junior	2.6	11.000	32	1.1	7.150	28	2.3	7.600	35	2.8	8.600	33	34.350	30
198	Millie	Kennard	Tolworth	WA Junior	0.0	0.000	33	4.0	11.550	6	4.1	9.450	32	3.4	11.250	18	32.250	31
280	Molly	Steele	City Of Leeds	WA Junior	3.0	11.400	31	0.0	0.000	32	3.7	9.800	27	3.5	9.300	32	30.500	32
264	Savannah	Henry	City of London	WA Junior	4.2	12.550	21	0.0	0.000	32	4.2	11.500	16	0.0	0.000	34	24.050	33
293	Megan	Coates	Notts	WA Junior	0.0	0.000	33	0.0	0.000	32	4.9	12.750	5	3.7	11.300	17	24.050	33
237	Aasha	Kimpton	Heathrow	WA Junior	0.0	0.000	33	0.0	0.000	32	3.9	9.400	33	0.0	0.000	34	9.400	35

2013 English Championships

Mens Artistic



MA Boys


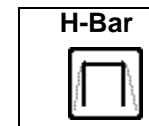
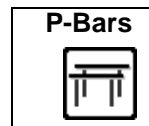
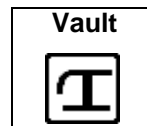
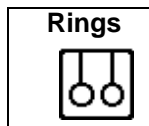
No	Name	Club	Comp	D	FX		D	PH		D	SR		D	VT		D	PB		D	HB		AA		
60	Euan	Cox	Pegasus	MA Boys	4.4	12.750	4 =	3.6	12.200	3	3.0	11.150	4 =	3.0	11.550	16 =	4.0	13.350	1	3.2	11.800	1	72.800	1
13	Korben	Fellows	City Of Birmingham	MA Boys	3.7	12.650	10	4.6	13.000	1	3.7	11.650	4	3.0	11.950	7	3.4	12.400	12	2.8	10.650	6	72.300	2
14	Thomas	Paradise	City Of Birmingham	MA Boys	3.8	12.550	12 =	4.3	12.600	2	2.3	11.150	4 =	3.0	12.000	6	3.4	12.650	6 =	2.0	10.350	9	71.300	3
79	Levi	Gifford	CMIG	MA Boys	3.9	12.700	8 =	3.1	11.400	6	2.3	11.100	7	3.0	11.750	10 =	3.6	13.000	2	2.3	10.600	7	70.550	4
80	Aldrin	Tagayuna	CMIG	MA Boys	4.4	12.700	8 =	3.3	10.400	18 =	2.3	10.600	19 =	3.6	12.550	2	3.6	11.950	19	2.7	11.000	4	69.200	5
101	Kai	Yin-Ho	Earls	MA Boys	3.5	12.350	17 =	1.9	10.800	12	1.9	10.350	26 =	2.8	11.700	13	3.7	12.550	8 =	2.3	11.050	3	68.800	6
139	Tyla-Jae	Curtis	Notts	MA Boys	4.1	12.100	22	3.9	10.900	8 =	2.4	10.900	12 =	2.8	11.800	9	3.2	12.750	4 =	2.2	10.250	10 =	68.700	7
210	Thomas	Hardy	Bury	MA Boys	4.1	12.450	15	2.2	10.900	8 =	2.3	11.000	8 =	3.6	12.250	3	3.1	11.250	34 =	1.8	10.500	8	68.350	8
37	Adam	Tobin	Falcons	MA Boys	4.5	13.150	1	2.9	8.900	28	2.6	9.750	32 =	4.4	13.250	1	4.1	11.800	23 =	3.1	11.400	2	68.250	9
69	Harry	Harrod	Hawth	MA Boys	3.9	12.600	11	3.0	9.550	25	2.3	11.150	4 =	3.0	11.550	16 =	3.8	12.650	6 =	2.2	10.700	5	68.200	10
199	Matthew	McClymont	Tolworth	MA Boys	3.8	11.450	34	3.8	11.450	5	2.0	10.750	15 =	3.0	11.600	14 =	3.5	12.850	3	2.0	10.000	14	68.100	11
122	Owen	Harrison	Huntingdon	MA Boys	3.6	11.850	25 =	2.6	10.850	10 =	2.1	10.900	12 =	2.0	11.300	21 =	3.8	12.750	4 =	2.0	10.050	12 =	67.700	12
102	Philip	Harrison	Earls	MA Boys	3.5	12.800	3	1.9	10.250	21	1.8	10.600	19 =	3.0	11.850	8	3.6	12.050	17 =	2.0	9.850	15	67.400	13
15	Hamzah	Baig	City Of Birmingham	MA Boys	3.9	12.750	4 =	4.4	11.800	4	2.3	10.550	21 =	2.8	11.350	18 =	3.9	11.700	25 =	1.6	8.800	29	66.950	14
180	Jack	Helps	Dynamo	MA Boys	3.7	12.500	14	3.5	10.000	23	2.3	10.350	26 =	2.8	11.750	10 =	3.5	12.500	10	1.8	9.500	21	66.600	15
112	Bradley	Cole	Southport YMCA	MA Boys	3.4	11.750	29 =	3.2	11.350	7	2.2	10.550	21 =	2.0	11.050	24 =	3.4	11.500	29	2.5	10.250	10 =	66.450	16
61	Reece	Shephard	Pegasus	MA Boys	3.9	11.800	27 =	3.6	10.850	10 =	2.3	10.200	28 =	3.6	12.200	4	3.5	11.700	25 =	1.8	9.600	17	66.350	17
123	Jake	Jarman	Huntingdon	MA Boys	3.8	11.950	23	2.6	10.300	20	2.4	10.450	24 =	2.8	11.600	14 =	3.6	12.200	14 =	1.9	9.350	22	65.850	18
159	Nathan	Adams	South Essex	MA Boys	4.3	12.750	4 =	1.9	10.700	13 =	2.3	10.000	30 =	3.6	12.100	5	2.6	9.900	38	1.8	9.550	18 =	65.000	19
2	Luke	Morrison	Pipers Vale	MA Boys	4.0	12.550	12 =	2.3	9.450	26	2.2	10.650	17 =	2.8	11.050	24 =	3.0	12.300	13	1.5	8.950	25	64.950	20
78	Harvey	Williams	Rushmoor	MA Boys	3.3	12.750	4 =	2.4	10.100	22	2.1	11.550	2	2.0	11.350	18 =	2.9	11.900	20 =	1.7	7.100	31	64.750	21
110	Max	Beeley	Southport YMCA	MA Boys	3.4	11.600	32	3.0	10.550	15	2.0	10.200	28 =	3.0	10.850	32 =	3.2	11.250	34 =	1.5	9.650	16	64.100	22
138	Matthew	Boardman	Notts	MA Boys	4.0	11.900	24	2.9	8.950	27	2.3	11.000	8 =	3.0	10.900	29 =	2.9	10.550	36	2.4	10.050	12 =	63.350	23
182	Harry	Hayes	Dynamo	MA Boys	3.6	11.750	29 =	2.3	7.850	33	2.3	10.650	17 =	2.0	10.950	28	3.2	12.100	16	1.8	9.550	18 =	62.850	24
140	Samuel	Plant	Notts	MA Boys	3.9	12.400	16	2.5	7.650	34	2.1	10.550	21 =	2.8	11.050	24 =	3.5	12.050	17 =	2.3	9.100	24	62.800	25
68	Tom	Killick	Hawth	MA Boys	3.5	12.900	2	3.0	7.400	35	2.3	11.250	3	2.8	10.450	36	3.3	11.850	22	1.6	8.900	26 =	62.750	26
150	Thomas	Jones	Rugby	MA Boys	3.8	12.300	19	3.2	10.500	16	2.5	9.050	36	3.6	11.300	21 =	3.8	11.300	31 =	2.2	8.150	30	62.600	27 =
62	Finlay	Lincoln	Pegasus	MA Boys	4.0	10.800	37	3.0	8.400	31	2.2	10.900	12 =	2.0	11.050	24 =	3.4	11.900	20 =	1.9	9.550	18 =	62.600	27 =
166	Mackenzie	Welsh	Fromeside	MA Boys	3.2	12.350	17 =	1.8	8.500	30	1.8	9.750	32 =	2.0	10.900	29 =	3.0	12.200	14 =	1.8	8.850	28	62.550	29
141	Conor	McGrath	Notts	MA Boys	3.8	10.250	38	2.9	9.700	24	2.1	10.450	24 =	2.8	10.650	34 =	3.2	11.650	28	2.3	8.900	26 =	61.600	30
43	James	Miller	Woking	MA Boys	3.9	12.150	21	1.9	10.400	18 =	2.3	9.700	34	2.8	11.350	18 =	3.3	12.550	8 =	1.3	5.300	33	61.450	31
181	Louis	Brunnen	Dynamo	MA Boys	3.9	11.300	35	1.7	6.650	36	2.2	10.950	10 =	2.8	11.750	10 =	3.1	11.400	30	1.8	9.150	23	61.200	32
42	Adam	Siddeeq	Woking	MA Boys	4.0	11.850	25 =	1.9	10.450	17	2.2	10.950	10 =	2.8	10.350	37 =	2.7	11.700	25 =	1.3	5.650	32	60.950	33
111	Alex	Day	Southport YMCA	MA Boys	3.4	11.800	27 =	1.8	8.750	29	1.9	10.750	15 =	2.0	10.850	32 =	3.2	12.450	11	1.4	4.950	35	59.550	34
41	Jasper	Smith-Gordon	Woking	MA Boys	3.9	11.750	29 =	1.9	10.700	13 =	2.3	9.600	35	2.8	10.350	37 =	3.2	11.800	23 =	1.3	5.200	34	59.400	35
167	Louis	John	Fromeside	MA Boys	3.3	11.550	33	1.8	8.100	32	1.8	9.850	31	2.0	10.650	34 =	3.0	11.300	31 =	1.3	1.300	38	52.750	36
230	Amrou	Greenidge	Heathrow	MA Boys	3.7	12.200	20	1.3	3.250	37	2.0	7.450	38	2.0	11.200	23	3.0	11.300	31 =	1.6	4.400	36	49.800	37
228	Ethan	Kennedy	Heathrow	MA Boys	3.5	10.900	36	0.0	0.000	38	1.8	8.900	37	2.0	10.900	29 =	2.5	10.400	37	1.6	3.450	37	44.550	38

MA Boys Guest

No	Name	Club	Comp	D	FX		D	PH		D	SR		D	VT		D	PB		D	HB		AA		
229	Caleb	Stephenson	Heathrow	MA Boys Guest	4.3	10.050	1	3.1	9.400	1	3.1	9.550	1	3.6	12.200	1	3.9	13.200	1	2.8	10.750	1	65.150	1
227	Colton	Dudley	Heathrow	MA Boys Guest	0.0	0.000	2	0.0	0.000	2	0.0	0.000	2	2.0	9.800	2	2.2	10.850	2	0.0	0.000	2	20.650	2

2013 English Championships

Mens Artistic



MA Senior A

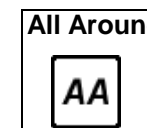
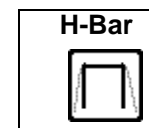
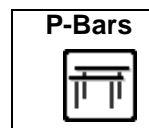
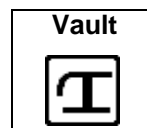
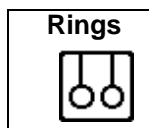
No	Name	Club	Comp	D	FX		D	PH		D	SR		D	VT		D	PB		D	HB		AA		
274	Nile	Wilson	City Of Leeds	MA Senior A	5.1	13.433	5	5.7	14.733	1	5.1	14.400	2	5.2	14.267	3	5.8	14.900	1	5.3	14.200	1	85.933	1
106	Dominick	Cunningham	Earls	MA Senior A	5.7	14.167	2	5.1	13.233	7	4.8	13.967	4	5.6	14.967	1	5.0	14.000	4	5.1	14.000	2	84.334	2
63	James	Hall	Pegasus	MA Senior A	5.3	14.100	3	5.7	14.200	3	4.9	14.167	3	5.2	14.533	2	5.0	13.333	6	5.0	13.467	5	83.800	3
64	Courtney	Tulloch	Pegasus	MA Senior A	5.2	13.700	4	5.2	13.633	4	5.7	15.000	1	5.6	14.167	4	5.1	14.033	3	4.6	11.933	8 =	82.466	4
162	Brinn	Bevan	South Essex	MA Senior A	5.3	11.533	16	5.1	11.667	12 =	5.0	13.833	5	5.2	13.533	7	5.4	14.533	2	5.1	13.567	3	78.666	5
173	Clark	Gould	Waveney	MA Senior A	5.1	13.267	6	5.3	12.200	9	4.7	11.667	16	4.4	13.433	8	4.2	11.700	16	4.5	11.200	14	73.467	6
52	Tom	Defina	Woking	MA Senior A	3.9	10.367	18	5.7	13.367	5	4.7	13.200	8	4.4	13.333	12	4.2	12.700	8	3.5	10.300	16 =	73.267	7
87	Elliott	Cooper	CMIG	MA Senior A	4.8	12.567	10	4.7	9.867	18	4.6	12.900	10	4.4	13.367	10 =	4.8	12.200	10	3.9	11.767	11	72.668	8
8	Gabriel	Hannah	Pipers Vale	MA Senior A	4.9	12.100	13	4.9	12.133	10	4.8	13.100	9	5.2	13.867	6	4.3	10.733	19	3.2	10.300	16 =	72.233	9
273	Joseph	Fox	City Of Leeds	MA Senior A	4.6	12.233	12	5.2	10.167	17	4.1	12.233	13	4.4	13.367	10 =	4.4	11.900	13	4.3	11.667	12	71.567	10
88	Alex	Farrand	CMIG	MA Senior A	4.7	11.200	17	4.5	11.900	11	4.2	11.033	20	3.6	12.633	14	4.4	11.733	15	4.6	11.600	13	70.099	11
11	George	Harrow	Pipers Vale	MA Senior A	4.2	11.700	14	3.7	10.667	15	3.4	11.367	19	3.6	12.400	16	3.9	12.733	7	2.7	11.133	15	70.000	12
165	Anthony	Wise	South Essex	MA Senior A	5.6	14.200	1	6.1	14.600	2	0.0	0.000	21 =	5.2	14.100	5	5.0	13.567	5	4.5	12.700	6	69.167	13
10	Adam	Steele	Pipers Vale	MA Senior A	4.7	13.200	7	4.7	8.533	21	4.2	12.333	12	4.4	13.167	13	4.4	12.000	12	3.0	9.567	20	68.800	14
72	Max	Hayes	Hawth	MA Senior A	4.0	12.633	9	2.9	10.433	16	2.9	11.700	15	2.8	11.367	18	3.2	10.767	18	2.7	9.600	19	66.500	15
272	Robert	Wright	City Of Leeds	MA Senior A	4.7	12.433	11	4.1	9.200	20	4.5	12.500	11	4.4	13.400	9	0.0	0.000	20 =	4.0	11.933	8 =	59.466	16
143	Josh	Avalone	Notts	MA Senior A	0.0	0.000	19 =	3.8	9.500	19	3.1	11.433	17 =	3.6	12.567	15	4.0	11.800	14	3.0	8.900	21	54.200	17
148	Jay	Thompson	Exeter	MA Senior A	0.0	0.000	19 =	5.2	13.333	6	4.8	13.667	6	0.0	0.000	19 =	4.4	12.567	9	4.5	13.500	4	53.067	18
206	Ilan	Lampl	Tolworth	MA Senior A	3.7	11.600	15	2.8	6.100	22	3.2	11.433	17 =	0.0	0.000	19 =	3.9	12.167	11	1.7	10.200	18	51.500	19
50	Harry	Carter	Woking	MA Senior A	0.0	0.000	19 =	5.4	12.700	8	4.9	13.333	7	0.0	0.000	19 =	4.3	11.433	17	3.9	12.233	7	49.699	20
275	Liam	Pearson	City Of Leeds	MA Senior A	4.6	12.767	8	5.3	11.400	14	3.4	11.933	14	0.0	0.000	19 =	0.0	0.000	20 =	0.0	0.000	22 =	36.100	21
49	Miki	Chu	Woking	MA Senior A	0.0	0.000	19 =	5.0	11.667	12 =	0.0	0.000	21 =	4.4	11.633	17	0.0	0.000	20 =	0.0	0.000	22 =	23.300	22
51	Bradley	McBride	Woking	MA Senior A	0.0	0.000	19 =	0.0	0.000	23 =	0.0	0.000	21 =	0.0	0.000	19 =	0.0	0.000	20 =	4.6	11.833	10	11.833	23

MA Senior Guest A

No	Name	Club	Comp	D	FX		D	PH		D	SR		D	VT		D	PB		D	HB		AA		
207	Jack	Neill	Tolworth	MA Senior Guest A	4.1	12.800	1	4.9	12.267	1	3.2	11.800	1	3.6	12.833	1	3.9	12.867	1	2.7	11.600	1	74.167	1

2013 English Championships

Mens Artistic



MA Senior B


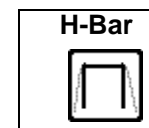
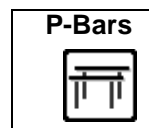
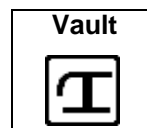
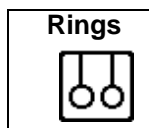
No	Name	Club	Comp	D	FX		D	PH		D	SR		D	VT		D	PB		D	HB		AA		
164	Max	Whitlock	South Essex	MA Senior B	6.6	15.000	1	6.6	15.967	1	5.5	14.800	2	5.6	13.900	7	6.0	15.033	2	6.0	14.700	5	89.400	1
163	Reiss	Beckford	South Essex	MA Senior B	6.3	14.600	3	5.5	14.000	5	6.1	14.733	3	5.2	14.733	3	6.2	14.167	7	6.4	14.867	2	87.100	2
132	Sam	Oldham	Huntingdon	MA Senior B	6.3	13.900	5	6.0	14.733	2	5.9	14.633	5	5.6	13.367	9	6.3	14.967	3	6.5	14.733	4	86.333	3
277	Matthew	Firth	City Of Leeds	MA Senior B	5.7	14.667	2	5.8	14.067	4	5.3	14.367	6	5.2	14.767	2	6.0	14.833	4	5.5	12.600	10	85.301	4
114	Frank	Baines	Southport YMCA	MA Senior B	6.0	14.133	4	5.2	12.767	9	4.7	13.733	11	5.2	14.433	6	6.0	14.733	5	5.9	14.800	3	84.599	5
146	Samuel	Hunter	Notts	MA Senior B	5.8	13.600	8	5.7	12.600	10	5.0	14.233	8	5.2	14.733	3	5.6	14.000	9	5.6	13.567	7	82.733	6
242	Mitchell	Jarvis	Loughborough	MA Senior B	5.4	13.800	7	3.7	11.733	13	5.5	14.667	4	5.2	14.700	5	4.9	13.300	10	4.5	13.400	8	81.600	7
130	Cameron	Mackenzie	Huntingdon	MA Senior B	6.1	13.867	6	4.8	12.100	12	5.7	13.833	10	5.6	13.433	8	5.4	13.300	10	5.0	13.933	6	80.166	8
131	Tom	Gibbs	Huntingdon	MA Senior B	5.5	12.200	13	5.1	13.267	7	5.5	14.267	7	5.2	12.500	14	5.4	14.067	8	4.6	13.033	9	79.334	9
109	William	Trood	Hinckley	MA Senior B	5.0	12.667	11	5.1	13.100	8	5.0	13.600	13	4.4	13.167	10	5.6	13.300	10	4.5	11.933	12	77.767	10
213	Theo	Seager	Bury	MA Senior B	6.3	13.500	9	0.0	0.000	18	6.3	14.867	1	6.0	15.333	1	6.1	14.467	6	6.2	15.033	1	73.200	11
235	Duncan	Crichton	Heathrow	MA Senior B	4.3	12.667	11	3.2	10.200	15	4.0	11.800	15	4.4	12.700	12	3.2	9.200	19	2.5	10.600	14	67.167	12
73	Tim	Gates	Hawth	MA Senior B	4.5	12.933	10	2.2	9.500	17	3.1	11.433	17	3.6	11.667	16	3.0	10.467	18	2.5	10.267	15	66.267	13
149	Tim	Champion	Exeter	MA Senior B	0.0	0.000	16	0.0	0.000	18	4.1	12.400	14	3.6	12.400	15	3.9	12.333	13	3.6	11.767	13	48.900	14
204	Minesh	Desai	Tolworth	MA Senior B	4.9	11.200	15	5.3	12.200	11	0.0	0.000	18	4.4	12.567	13	4.1	11.900	15	0.0	0.000	16	47.867	15
203	Ross	Morey	Tolworth	MA Senior B	0.0	0.000	16	5.3	11.733	13	3.0	11.500	16	0.0	0.000	17	4.3	10.667	17	3.5	12.033	11	45.933	16
303	Nathan	Sinclair	Flying Angels	MA Senior B	4.5	11.400	14	2.2	9.567	16	0.0	0.000	18	3.6	12.833	11	3.1	11.533	16	0.0	0.000	16	45.333	17
276	Ashley	Watson	City Of Leeds	MA Senior B	0.0	0.000	16	5.4	14.200	3	4.8	14.200	9	0.0	0.000	17	6.5	15.300	1	0.0	0.000	16	43.700	18
243	Robert	Payne	Loughborough	MA Senior B	0.0	0.000	16	5.0	13.933	6	5.4	13.733	11	0.0	0.000	17	4.6	12.100	14	0.0	0.000	16	39.766	19

MA Senior Guest B

No	Name	Club	Comp	D	FX		D	PH		D	SR		D	VT		D	HB		D	HB		AA		
313	Daniel	Purvis	Southport YMCA	MA Senior Guest B	6.4	13.367	3	6.1	15.367	1	5.9	14.633	1	5.6	15.067	1	6.3	14.967	2	5.9	14.167	1	87.568	1
134	Luke	Carson	Huntingdon	MA Senior Guest B	4.7	13.633	1	4.7	12.333	3	4.9	13.700	2	4.4	13.100	3	5.0	13.833	3	2.0	9.200	6	75.799	2
312	Robert	Hunter	CMIG	MA Senior Guest B	5.0	11.000	6	4.5	9.967	7	4.6	12.633	3	5.2	13.000	4	4.7	11.767	8	3.8	12.000	5	70.367	3
245	Harry	Owen	Loughborough	MA Senior Guest B	4.9	11.400	5	4.4	12.133	4	3.7	8.067	6	4.4	13.567	2	4.7	12.500	5	4.3	12.300	3	69.967	4
89	Harshul	Measuria	CMIG	MA Senior Guest B	4.0	12.533	4	3.0	10.733	6	1.9	9.733	5	2.0	11.333	5	3.2	11.433	7	1.8	6.533	7	62.298	5
208	Tom	Barnes	Rushmoor	MA Senior Guest B	0.0	0.000	7	3.9	12.100	5	2.3	10.200	4	0.0	0.000	6	3.6	12.800	4	3.4	12.300	3	47.400	6
133	Daniel	Keatings	Huntingdon	MA Senior Guest B	0.0	0.000	7	6.3	15.067	2	0.0	0.000	7	0.0	0.000	6	6.5	15.100	1	5.4	13.200	2	43.367	7
201	Chris	O'Connor	Tolworth	MA Senior Guest B	5.9	13.567	2	0.0	0.000	8	0.0	0.000	7	0.0	0.000	6	0.0	0.000	8	0.0	0.000	8	13.567	8

2013 English Championships

Mens Artistic

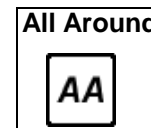
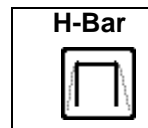
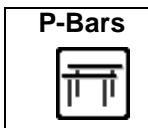
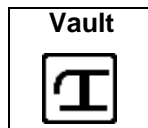
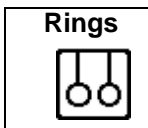


MA Junior

No	Name	Club	Comp	D	FX		D	PH		D	SR		D	VT		D	HB		D	HB		AA		
290	Giarnni	Regini-Moran	Europa	MA Junior	5.8	14.667	1	4.7	13.333	3	4.4	12.900	5	5.6	15.100	1	5.2	13.633	2	4.3	12.233	5	81.866	1
20	Joe	Fraser	City Of Birmingham	MA Junior	5.0	13.700	3 =	5.5	14.233	1	4.8	13.767	1	4.4	13.100	8	5.0	13.833	1	4.5	13.167	3	81.800	2
3	Tom	Nicolaou	Pipers Vale	MA Junior	5.0	13.733	2	4.4	12.667	6	4.8	13.667	2	4.4	13.700	4	4.1	10.700	35	4.4	13.400	1	77.867	3
21	Hamish	Carter	City Of Birmingham	MA Junior	5.1	13.700	3 =	4.7	12.300	9	4.6	13.033	4	4.4	13.533	5	4.7	12.467	11	4.2	12.667	4	77.700	4
44	Jamie	Lewis	Woking	MA Junior	4.8	13.467	5	4.9	13.533	2	3.2	11.767	12 =	4.4	13.500	6	4.3	13.167	4	3.6	12.067	7	77.501	5
103	Harry	Caulwell	Earls	MA Junior	5.3	12.600	20	4.5	12.600	7	4.7	13.567	3	5.2	13.800	3	4.7	12.700	7	3.4	11.433	14	76.700	6
19	Josh	Nathan	City Of Birmingham	MA Junior	4.9	13.433	6	4.9	13.300	4	3.4	11.867	10 =	3.6	12.033	22 =	4.4	13.033	5	3.1	11.767	8	75.433	7
183	Daniel	Lee	Dynamo	MA Junior	4.5	13.033	13 =	3.1	10.633	23	2.5	11.500	15	3.6	12.667	14 =	4.2	13.367	3	3.0	11.500	12	72.700	8
200	Mohammed	Serry	Tolworth	MA Junior	4.8	13.333	7	3.2	10.233	27	3.7	11.767	12 =	3.6	12.900	9	4.2	12.333	12 =	3.3	11.600	10 =	72.166	9 =
160	Hayden	Skinner	South Essex	MA Junior	4.7	13.033	13 =	3.5	11.133	16	2.8	11.867	10 =	3.6	12.000	24	4.2	12.533	10	3.6	11.600	10 =	72.166	9 =
40	Ryan	Owen	Falcons	MA Junior	4.3	12.100	28	4.1	12.000	10	4.2	12.100	8	3.6	12.000	16 =	4.4	11.500	26	2.5	11.467	13	71.800	11
268	Harry	O'Neill	City Of Leeds	MA Junior	4.3	13.067	11 =	3.6	11.433	14	3.1	11.200	18	3.6	12.700	12 =	3.2	12.567	9	2.3	10.167	28	71.134	12
39	Byron	Day-Rogers	Falcons	MA Junior	4.1	12.567	21	3.1	10.067	28	3.9	11.567	14	2.8	11.600	36	3.7	12.333	12 =	3.3	12.133	6	70.267	13
126	Patrick	Murphy	Huntingdon	MA Junior	4.0	11.633	38	3.0	11.800	11	2.3	11.133	19	3.6	12.567	18	3.7	12.233	15	2.4	10.867	20	70.233	14
104	Donell	Osbourne	Earls	MA Junior	4.8	12.500	23	4.8	12.400	8	3.9	12.733	6	3.6	11.433	39	4.6	11.700	22	4.4	9.167	34	69.933	15
17	Jake	Watson	City Of Birmingham	MA Junior	4.0	11.833	33 =	3.7	10.800	20 =	2.3	10.467	28 =	3.0	12.033	22 =	4.0	12.733	3	2.3	11.100	16 =	68.966	16
5	Dean	Collins	Pipers Vale	MA Junior	4.4	12.900	15 =	2.9	10.600	24	2.6	11.400	16	2.8	11.567	37	3.9	11.900	17	2.6	10.267	25	68.634	17
81	Bradley	Nuttall	CMIG	MA Junior	3.6	12.033	29 =	3.6	11.567	12	2.1	10.567	25	3.0	11.867	29	3.8	11.600	24	1.9	10.200	26 =	67.834	18
212	Jack	Chamberlain	Bury	MA Junior	4.4	13.067	11 =	3.8	10.933	19	3.4	7.767	40	3.6	12.167	20	4.1	12.633	8	3.5	11.100	16 =	67.667	19
4	Callum	Barber	Pipers Vale	MA Junior	4.1	12.267	24 =	2.8	10.667	22	3.1	11.367	17	3.0	12.067	21	2.4	11.000	33	1.7	10.200	26 =	67.568	20
84	James	Gaskin	CMIG	MA Junior	3.9	12.267	24 =	2.9	11.067	18	2.4	10.833	22	2.8	11.700	31 =	3.8	11.800	20	2.4	9.833	30	67.500	21
270	Thomas	Settle	City Of Leeds	MA Junior	4.0	12.133	27	3.2	9.200	31	2.1	10.200	30 =	3.0	11.900	26 =	3.4	11.567	25	2.3	11.200	15	66.200	22
48	Tobias	Brewer	Woking	MA Junior	4.2	12.533	22	3.7	10.800	20 =	2.8	9.567	36	3.0	11.967	25	3.9	12.133	16	2.5	9.033	36	66.033	23
6	Keenan	Hilton	Pipers Vale	MA Junior	3.9	11.933	32	3.2	8.067	36	2.6	11.067	20	2.8	11.633	33 =	3.9	11.467	27	2.9	11.100	16 =	65.267	24
247	James	Hodgson	City of Newcastle	MA Junior	4.4	12.833	17	3.4	8.533	33	2.4	10.133	33	2.8	11.700	31 =	3.2	10.933	34	3.0	10.733	21 =	64.865	25
82	Alex	Brierley	CMIG	MA Junior	4.5	12.900	15 =	3.2	7.367	37	2.2	9.533	37	3.6	12.767	10 =	3.7	11.733	21	2.4	10.300	24	64.600	26
16	Kallum	Mulhall	City Of Birmingham	MA Junior	4.5	13.267	8	2.9	11.467	13	2.2	5.400	45	4.4	13.833	2	3.6	9.800	42	1.8	10.467	23	64.234	27
86	Isaac	Hince	CMIG	MA Junior	4.3	12.800	18	2.9	8.233	35	2.3	10.167	32	3.6	12.400	19	3.0	10.633	36	2.1	9.400	33	63.633	28
83	Josh	Harrison	CMIG	MA Junior	3.7	10.200	44 =	2.9	11.400	15	2.3	8.867	39	2.8	11.633	33 =	3.1	11.133	31 =	3.1	9.667	31 =	62.900	29
71	Archie	Baker	Hawth	MA Junior	3.5	11.533	40	2.8	8.733	32	2.6	10.533	26 =	2.0	11.300	41	2.9	10.533	37	2.1	9.100	35	61.732	30
151	Owen	Print	Rugby	MA Junior	4.1	10.200	44 =	3.8	7.000	39	2.6	9.900	34	3.6	12.667	14 =	3.9	11.667	23	2.4	10.000	29	61.434	31
47	Tim	McCarthy	Woking	MA Junior	3.6	11.700	36	2.8	9.467	29	2.2	10.533	26 =	3.0	11.900	26 =	3.2	11.833	18 =	1.6	5.867	38	61.300	32
124	James	Cook	Huntingdon	MA Junior	3.9	11.667	37	2.9	11.100	17	2.3	10.633	24	2.8	11.633	33 =	3.8	11.133	31 =	1.6	4.700	43	60.866	33
211	Alex	Lomax	Bury	MA Junior	4.3	13.133	10	2.2	8.467	34	2.2	10.467	28 =	3.0	11.467	38	3.4	11.233	28	2.0	5.333	42	60.100	34 =
248	Daniel	Nagy	City of Newcastle	MA Junior	3.9	12.200	26	3.4	10.433	26	1.8	9.067	38	2.8	10.667	46	2.6	7.000	43	2.0	10.733	21 =	60.100	34 =
45	Lorenzo	Carrozzo	Woking	MA Junior	3.8	11.833	33 =	2.7	7.200	38	2.1	10.867	21	3.6	12.633	16 =	3.2	11.833	18 =	1.6	5.700	40	60.066	36
231	Thomas	Hassel	Heathrow	MA Junior	3.7	12.033	29 =	2.0	6.200	41	1.9	5.900	41	2.8	11.367	40	2.9	11.167	29 =	1.7	9.667	31 =	56.334	37
249	Harry	Ross	City of Newcastle	MA Junior	4.1	10.767	43	2.7	9.300	30	2.0	5.733	43	3.0	11.767	30	2.3	10.500	38	2.0	6.600	37	54.667	38
271	Morgan	Govin	City Of Leeds	MA Junior	2.9	11.400	41	2.6	10.533	25	2.2	9.633	35	2.8	11.900	26 =	3.0	11.167	29 =	0.0	0.000	47 =	54.633	39
269	Loukas	Jones	City Of Leeds	MA Junior	4.7	13.200	9	0.0	0.000	46 =	4.3	12.600	7	3.6	12.767	10 =	0.0	0.000	46 =	4.3	13.233	2	51.800	40
125	Joe	Brown	Huntingdon	MA Junior	3.7	11.733	35	1.6	6.467	40	2.0	5.567	44	2.0	10.833	45	2.6	10.467	39 =	1.6	5.633	41	50.700	41

2013 English Championships

Mens Artistic



127	Harry	O'Driscoll	Huntingdon	MA Junior	3.9	12.033	29	=	1.6	5.200	42		2.0	5.300	46		2.0	10.867	44		2.3	10.133	41		1.6	5.833	39		49.366	42	
184	Callum	Sims	Dynamo	MA Junior	0.0	0.000	47	=	4.3	13.000	5		3.2	12.033	9		0.0	0.000	47	=	4.1	12.300	14		3.3	11.633	9		48.966	43	
85	Tom	Sullivan	CMIG	MA Junior	4.0	11.267	42		0.0	0.000	46	=	3.1	10.700	23		3.6	12.700	12	=	0.0	0.000	46	=	3.2	10.900	19		45.567	44	
70	Patrick	Smith	Hawth	MA Junior	3.3	11.567	39		2.7	2.833	44		2.1	10.200	30	=	2.0	11.000	42		2.6	5.833	45		1.4	3.967	45		45.400	45	
233	Dylan	Boarer	Heathrow	MA Junior	3.4	7.400	46		1.4	1.967	45		1.5	5.767	42		2.0	10.967	43		2.9	10.467	39	=	1.6	4.067	44		40.635	46	
161	Dominic	Sesto	South Essex	MA Junior	4.6	12.767	19		0.0	0.000	46	=	0.0	0.000	48	=	4.4	13.467	7		0.0	0.000	46	=	0.0	0.000	47	=	26.234	47	
232	Michael	O'Neil	Heathrow	MA Junior	0.0	0.000	47	=	2.0	4.533	43		1.7	2.967	47		0.0	0.000	47	=	2.7	6.533	44		0.7	0.700	46		14.733	48	

MA Junior Guest

No	Name	Club	Comp	D	FX		D	PH		D	SR		D	VT		D	HB		D	HB		AA					
129	Tony	Duchars	Huntingdon	MA Junior Guest	4.1	12.467	1		4.2	12.167	1		3.4	10.733	1		4.1	11.067	1		2.8	11.400	1		69.567	1	
234	Mosawir	Safi	Heathrow	MA Junior Guest	3.7	11.467	2		2.1	2.100	2		1.5	5.900	2		2.0	11.133	2		2.9	8.100	2		49.100	2	

2013 English Championships Results Summary

WA Espoir

Highest All Around

No	Name		Team	Comp		AA		
284	Georgia-Mae	Fenton	Europa	WA Espoir		51.700	1	
94	Alice	Kinsella	Park Wrekin	WA Espoir		50.250	2	
54	Teal	Grindle	Sapphire	WA Espoir		49.700	3	
285	Catherine	Lyons	Europa	WA Espoir		49.650	4	
304	Lucy	Stanhope	City of Liverpool	WA Espoir		49.100	5	
96	Caitlin	Tsang	Park Wrekin	WA Espoir		48.150	6	

No	Name		Team	Comp		Av Vault		
217	Abigail	Solari	The Academy	WA Espoir		12.600	1	
311	Phoebe	Turner	The Academy	WA Espoir		12.350	2	
32	Claudia	Barkes	South Durham	WA Espoir		11.750	3	

No	Name		Team	Comp	D	UB		
284	Georgia-Mae	Fenton	Europa	WA Espoir	4.4	12.550	1	
285	Catherine	Lyons	Europa	WA Espoir	4.9	12.300	2	
54	Teal	Grindle	Sapphire	WA Espoir	4.3	12.250	3	

No	Name		Team	Comp	D	BB		
304	Lucy	Stanhope	City of Liverpool	WA Espoir	4.8	13.500	1	
284	Georgia-Mae	Fenton	Europa	WA Espoir	4.7	13.300	2	=
94	Alice	Kinsella	Park Wrekin	WA Espoir	4.9	13.300	2	=

No	Name		Team	Comp	D	FX		
285	Catherine	Lyons	Europa	WA Espoir	4.8	13.000	1	
284	Georgia-Mae	Fenton	Europa	WA Espoir	4.4	12.950	2	=
54	Teal	Grindle	Sapphire	WA Espoir	5.0	12.950	2	=

2013 English Championships Results Summary

WA Senior

Highest All Around

No	Name		Team	Comp		AA		
306	Hannah	Whelan	City of Liverpool	WA Senior		52.100	1	
295	Niamh	Rippin	Notts	WA Senior		51.100	2	
189	Laura	Edwards	Dynamo	WA Senior		51.000	3	
225	Ruby	Harrod	The Academy	WA Senior		50.850	4	
305	Charlie	Fellows	City of Liverpool	WA Senior		50.800	5	
190	Kelly	Simm	Dynamo	WA Senior		49.600	6	

No	Name		Team	Comp		Av Vault		
121	Lisa	Mason	Huntingdon	WA Senior		11.800	1	
56	Eleanor	Thompson	Sapphire	WA Senior		11.350	2	
216	Eleanor	Clifford	Colchester	WA Senior		11.100	3	

No	Name		Team	Comp	D	UB		
294	Becky	Downie	Notts	WA Senior	6.2	14.300	1	
189	Laura	Edwards	Dynamo	WA Senior	5.7	13.250	2	
305	Charlie	Fellows	City of Liverpool	WA Senior	5.5	12.800	3	

No	Name		Team	Comp	D	BB		
306	Hannah	Whelan	City of Liverpool	WA Senior	5.7	13.550	1	
190	Kelly	Simm	Dynamo	WA Senior	5.4	13.050	2	
189	Laura	Edwards	Dynamo	WA Senior	5.2	12.550	3	

No	Name		Team	Comp	D	FX		
295	Niamh	Rippin	Notts	WA Senior	5.7	13.300	1	
56	Eleanor	Thompson	Sapphire	WA Senior	4.9	12.700	2	=
305	Charlie	Fellows	City of Liverpool	WA Senior	5.5	12.700	2	=

2013 English Championships Results Summary

WA Junior

Highest All Around

No	Name		Team	Comp		AA		
292	Ellie	Downie	Notts	WA Junior		52.650	1	
75	Tyesha	Mattis	East London	WA Junior		52.350	2	
220	April	Maslen	The Academy	WA Junior		50.600	3	
74	Chantelle	Halford	East London	WA Junior		50.550	4	
219	Imogen	Chan	The Academy	WA Junior		49.950	5	
259	Jade	Stedford	CMIG	WA Junior		49.200	6	

No	Name		Team	Comp		Av Vault		
75	Tyesha	Mattis	East London	WA Junior		13.200	1	
292	Ellie	Downie	Notts	WA Junior		12.750	2	
74	Chantelle	Halford	East London	WA Junior		12.050	3 =	
287	Ellis	O'Reilly	Europa	WA Junior		12.050	3 =	

No	Name		Team	Comp	D	UB		
220	April	Maslen	The Academy	WA Junior	5.1	12.200	1	
74	Chantelle	Halford	East London	WA Junior	5.1	12.150	2	
292	Ellie	Downie	Notts	WA Junior	4.4	12.000	3	

No	Name		Team	Comp	D	BB		
219	Imogen	Chan	The Academy	WA Junior	5.4	13.500	1	
292	Ellie	Downie	Notts	WA Junior	4.7	13.050	2	
74	Chantelle	Halford	East London	WA Junior	5.2	12.850	3	

No	Name		Team	Comp	D	FX		
22	Ellie	Downie	Notts	WA Junior	5.2	13.500	1	
75	Tyesha	Mattis	East London	WA Junior	5.3	13.350	2	
302	Lauren	Mitchell	Aspire	WA Junior	4.5	12.900	3 =	
219	Imogen	Chan	The Academy	WA Junior	4.8	12.900	3 =	

2013 English Championships Results Summary

MA Boys

Highest All Around

No	Name		Team	Comp		AA		
60	Euan	Cox	Pegasus	MA Boys		72.800	1	
13	Korben	Fellows	City Of Birmingham	MA Boys		72.300	2	
14	Thomas	Paradise	City Of Birmingham	MA Boys		71.300	3	
79	Levi	Gifford	CMIG	MA Boys		70.550	4	
80	Aldrin	Tagayuna	CMIG	MA Boys		69.200	5	
101	Kai	Yin-Ho	Earls	MA Boys		68.800	6	

No	Name		Team	Comp	D	FX		
37	Adam	Tobin	Falcons	MA Boys	4.5	13.150	1	
68	Tom	Killick	Hawth	MA Boys	3.5	12.900	2	
102	Philip	Harrison	Earls	MA Boys	3.5	12.800	3	

No	Name		Team	Comp	D	PH		
13	Korben	Fellows	City Of Birmingham	MA Boys	4.6	13.000	1	
14	Thomas	Paradise	City Of Birmingham	MA Boys	4.3	12.600	2	
60	Euan	Cox	Pegasus	MA Boys	3.6	12.200	3	

No	Name		Team	Comp	D	SR		
13	Korben	Fellows	City Of Birmingham	MA Boys	3.7	11.650	1	
78	Harvey	Williams	Rushmoor	MA Boys	2.1	11.550	2	
68	Tom	Killick	Hawth	MA Boys	2.3	11.250	3	

No	Name		Team	Comp	D	VT		
37	Adam	Tobin	Falcons	MA Boys	4.4	13.250	1	
80	Aldrin	Tagayuna	CMIG	MA Boys	3.6	12.550	2	
210	Thomas	Hardy	Bury	MA Boys	3.6	12.250	3	

No	Name		Team	Comp	D	PB		
60	Euan	Cox	Pegasus	MA Boys	4.0	13.350	1	
79	Levi	Gifford	CMIG	MA Boys	3.6	13.000	2	
199	Matthew	McClymont	Tolworth	MA Boys	3.5	12.850	3	

No	Name		Team	Comp	D	HB		
60	Euan	Cox	Pegasus	MA Boys	3.2	11.800	1	
37	Adam	Tobin	Falcons	MA Boys	3.1	11.400	2	
101	Kai	Yin-Ho	Earls	MA Boys	2.3	11.050	3	

2013 English Championships Results Summary

MA Senior A

Highest All Around

No	Name		Team	Comp		AA	
274	Nile	Wilson	City Of Leeds	MA Senior A		85.933	1
106	Dominick	Cunningham	Earls	MA Senior A		84.334	2
63	James	Hall	Pegasus	MA Senior A		83.800	3
64	Courtney	Tulloch	Pegasus	MA Senior A		82.466	4
162	Brinn	Bevan	South Essex	MA Senior A		78.666	5
173	Clark	Gould	Waveney	MA Senior A		73.467	6

No	Name		Team	Comp	D	FX	
165	Anthony	Wise	South Essex	MA Senior A	5.6	14.200	1
106	Dominick	Cunningham	Earls	MA Senior A	5.7	14.167	2
63	James	Hall	Pegasus	MA Senior A	5.3	14.100	3

No	Name		Team	Comp	D	PH	
274	Nile	Wilson	City Of Leeds	MA Senior A	5.7	14.733	1
165	Anthony	Wise	South Essex	MA Senior A	6.1	14.600	2
63	James	Hall	Pegasus	MA Senior A	5.7	14.200	3

No	Name		Team	Comp	D	SR	
64	Courtney	Tulloch	Pegasus	MA Senior A	5.7	15.000	1
274	Nile	Wilson	City Of Leeds	MA Senior A	5.1	14.400	2
63	James	Hall	Pegasus	MA Senior A	4.9	14.167	3

No	Name		Team	Comp		Av Vault	
106	Dominick	Cunningham	Earls	MA Senior A		13.566	1
165	Anthony	Wise	South Essex	MA Senior A		12.533	2
63	James	Hall	Pegasus	MA Senior A		12.166	3

No	Name		Team	Comp	D	PB	
274	Nile	Wilson	City Of Leeds	MA Senior A	5.8	14.900	1
162	Brinn	Bevan	South Essex	MA Senior A	5.4	14.533	2
64	Courtney	Tulloch	Pegasus	MA Senior A	5.1	14.033	3

No	Name		Team	Comp	D	HB	
274	Nile	Wilson	City Of Leeds	MA Senior A	5.3	14.200	1
106	Dominick	Cunningham	Earls	MA Senior A	5.1	14.000	2
162	Brinn	Bevan	South Essex	MA Senior A	5.1	13.567	3

2013 English Championships Results Summary

MA Senior B

Highest All Around

No	Name		Team	Comp		AA		
164	Max	Whitlock	South Essex	MA Senior B		89.400	1	
163	Reiss	Beckford	South Essex	MA Senior B		87.100	2	
132	Sam	Oldham	Huntingdon	MA Senior B		86.333	3	
277	Matthew	Firth	City Of Leeds	MA Senior B		85.301	4	
114	Frank	Baines	Southport YMCA	MA Senior B		84.599	5	
146	Samuel	Hunter	Notts	MA Senior B		82.733	6	

No	Name		Team	Comp	D	FX		
164	Max	Whitlock	South Essex	MA Senior B	6.6	15.000	1	
277	Matthew	Firth	City Of Leeds	MA Senior B	5.7	14.667	2	
163	Reiss	Beckford	South Essex	MA Senior B	6.3	14.600	3	

No	Name		Team	Comp	D	PH		
164	Max	Whitlock	South Essex	MA Senior B	6.6	15.967	1	
132	Sam	Oldham	Huntingdon	MA Senior B	6.0	14.733	2	
276	Ashley	Watson	City Of Leeds	MA Senior B	5.4	14.200	3	

No	Name		Team	Comp	D	SR		
213	Theo	Seager	Bury	MA Senior B	6.3	14.867	1	
164	Max	Whitlock	South Essex	MA Senior B	5.5	14.800	2	
163	Reiss	Beckford	South Essex	MA Senior B	6.1	14.733	3	

No	Name		Team	Comp		Av Vault		
163	Reiss	Beckford	South Essex	MA Senior B		13.897	1	
213	Theo	Seager	Bury	MA Senior B		13.600	2	
130	Cameron	Mackenzie	Huntingdon	MA Senior B		12.266	3	

No	Name		Team	Comp	D	PB		
276	Ashley	Watson	City Of Leeds	MA Senior B	6.5	15.300	1	
164	Max	Whitlock	South Essex	MA Senior B	6.0	15.033	2	
132	Sam	Oldham	Huntingdon	MA Senior B	6.3	14.967	3	

No	Name		Team	Comp	D	HB		
213	Theo	Seager	Bury	MA Senior B	6.2	15.033	1	
163	Reiss	Beckford	South Essex	MA Senior B	6.4	14.867	2	
114	Frank	Baines	Southport YMCA	MA Senior B	5.9	14.800	3	

2013 English Championships Results Summary

MA Junior

Highest All Around

No	Name		Team	Comp		AA		
290	Giarnni	Regini-Moran	Europa	MA Junior		81.866	1	
20	Joe	Fraser	City Of Birmingham	MA Junior		81.800	2	
3	Tom	Nicolaou	Pipers Vale	MA Junior		77.867	3	
21	Hamish	Carter	City Of Birmingham	MA Junior		77.700	4	
44	Jamie	Lewis	Woking	MA Junior		77.501	5	
103	Harry	Caulwell	Earls	MA Junior		76.700	6	

No	Name		Team	Comp	D	FX		
290	Giarnni	Regini-Moran	Europa	MA Junior	5.8	14.667	1	
3	Tom	Nicolaou	Pipers Vale	MA Junior	5.0	13.733	2	
20	Joe	Fraser	City Of Birmingham	MA Junior	5.0	13.700	3 =	
21	Hamish	Carter	City Of Birmingham	MA Junior	5.1	13.700	3 =	

No	Name		Team	Comp	D	PH		
20	Joe	Fraser	City Of Birmingham	MA Junior	5.5	14.233	1	
44	Jamie	Lewis	Woking	MA Junior	4.9	13.533	2	
290	Giarnni	Regini-Moran	Europa	MA Junior	4.7	13.333	3	

No	Name		Team	Comp	D	SR		
20	Joe	Fraser	City Of Birmingham	MA Junior	4.8	13.767	1	
3	Tom	Nicolaou	Pipers Vale	MA Junior	4.8	13.667	2	
103	Harry	Caulwell	Earls	MA Junior	4.7	13.567	3	

No	Name		Team	Comp		Av Vault		
290	Giarnni	Regini-Moran	Europa	MA Junior		13.700	1	
44	Jamie	Lewis	Woking	MA Junior		12.566	2	
103	Harry	Caulwell	Earls	MA Junior		12.066	3	

No	Name		Team	Comp	D	PB		
20	Joe	Fraser	City Of Birmingham	MA Junior	5.0	13.833	1	
290	Giarnni	Regini-Moran	Europa	MA Junior	5.2	13.633	2	
183	Daniel	Lee	Dynamo	MA Junior	4.2	13.367	3	

No	Name		Team	Comp	D	HB		
3	Tom	Nicolaou	Pipers Vale	MA Junior	4.4	13.400	1	
269	Loukas	Jones	City Of Leeds	MA Junior	4.3	13.233	2	
20	Joe	Fraser	City Of Birmingham	MA Junior	4.5	13.167	3	