

# Results

<b>Rosebowl</b>
-----------------

Team	Vault	Bars	Beam	Floor	Total	Posn
England A	50.600	44.400	47.400	50.800	193.200	1
England B	50.450	42.450	48.350	49.450	190.700	2
Notts	50.050	42.650	48.150	48.850	189.700	3
Park Wrekin	49.600	41.250	49.900	48.700	189.450	4
Heathrow A	46.950	41.900	45.900	46.350	181.100	5
Bristol Hawks	50.800	37.500	45.550	46.700	180.550	6
London GF	50.500	38.250	44.900	46.350	180.000	7
South West	49.650	34.750	46.300	44.300	175.000	8
Tolworth	46.550	36.650	43.900	46.550	173.650	9
Dynamo	47.500	27.450	43.300	43.450	161.700	10
Sussex County	48.100	29.050	40.800	43.150	161.100	11
South Africa	47.900	26.750	42.600	41.300	158.550	12
Heyward-Sparks	47.850	28.900	38.500	40.500	155.750	13
Heathrow B	44.150	21.600	45.400	43.950	155.100	14
Rushmoor	46.500	18.200	43.900	42.750	151.350	15

# Results

## International

Team	Floor	PH	SR	Vault	Total	Posn
England A	50.600	44.400	47.400	50.800	193.200	1
England B	50.450	42.450	48.350	49.450	190.700	2
South Africa	47.900	26.750	42.600	41.300	158.550	3

## Composite

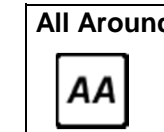
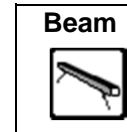
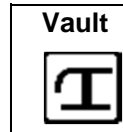
Team	Vault	Bars	Beam	Floor	Total	Posn
London GF	50.500	38.250	44.900	46.350	180.000	1
South West	49.650	34.750	46.300	44.300	175.000	2
Sussex County	48.100	29.050	40.800	43.150	161.100	3

## Club

Team	Vault	Bars	Beam	Floor	Total	Posn
Notts	50.050	42.650	48.150	48.850	189.700	1
Park Wrekin	49.600	41.250	49.900	48.700	189.450	2
Heathrow A	46.950	41.900	45.900	46.350	181.100	3
Bristol Hawks	50.800	37.500	45.550	46.700	180.550	4
Tolworth	46.550	36.650	43.900	46.550	173.650	5
Dynamo	47.500	27.450	43.300	43.450	161.700	6
Heyward-Sparks	47.850	28.900	38.500	40.500	155.750	7
Heathrow B	44.150	21.600	45.400	43.950	155.100	8
Rushmoor	46.500	18.200	43.900	42.750	151.350	9

# 2012 Rushmoor Rosebowl

## Womens Artistic

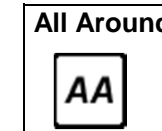
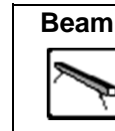
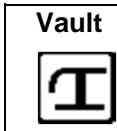


Rosebowl

No	Name	Club	Team	Comp	DOB	D	VT		D	UB		D	BB		D	FX		AA		
31	Claudia	Fragapane	Bristol Hawks	Bristol Hawks	Rosebowl		5.0	13.400	2 =	4.9	11.600	2 =	4.7	12.500	6 =	5.1	13.300	2 =	50.800	1 =
77	Niamh	Rippin	Notts	Notts	Rosebowl		5.0	13.650	1 =	4.3	11.600	2 =	4.9	11.450	28 =	5.5	13.550	1 =	50.250	2 =
75	Polina	Polyova	England	England B	Rosebowl		4.4	12.550	15 =	4.1	11.400	9 =	4.7	12.750	3 =	5.0	12.750	6 =	49.450	3 =
52	Rhyannon	Jones	Park Wrekin	Park Wrekin	Rosebowl		4.4	12.250	32 =	4.7	11.600	2 =	5.1	12.250	10 =	4.6	12.850	4 =	48.950	4 =
74	Larissa	Pascua	England	England B	Rosebowl		4.0	12.400	23 =	3.9	11.450	7 =	4.1	12.650	4 =	4.1	12.100	12 =	48.600	5 =
65	Danielle	Hubbard	England	England A	Rosebowl		4.2	12.650	10 =	3.6	10.700	12 =	4.2	12.200	11 =	4.7	12.650	7 =	48.200	6 =
78	Kirsty	Baldwin	Notts	Notts	Rosebowl		3.8	11.750	47 =	3.8	11.200	10 =	5.0	13.000	1 =	4.9	11.950	15 =	47.900	7 =
62	Jasmin	Reed Yang	England	England A	Rosebowl		4.4	13.050	4 =	4.3	10.400	16 =	4.5	11.550	27 =	4.9	12.900	3 =	47.900	7 =
26	Kelly	Simn	Dynamo	Dynamo	Rosebowl		5.0	13.400	2 =	5.0	10.200	19 =	5.1	12.300	8 =	5.1	11.900	18 =	47.800	9 =
46	Mollie	Payton	Heathrow	Heathrow A	Rosebowl		4.4	12.600	13 =	4.7	11.150	11 =	4.3	11.800	20 =	4.6	11.750	22 =	47.300	10 =
64	Eleanor	Van Dongen	England	England A	Rosebowl		4.0	12.250	32 =	4.3	11.550	5 =	4.3	10.500	53 =	4.9	12.850	4 =	47.150	11 =
53	Caitlin	Tsang	Park Wrekin	Park Wrekin	Rosebowl	U13	4.0	12.350	27 =	4.1	10.550	13 =	5.1	12.500	6 =	4.6	11.700	25 =	47.100	12 =
61	Maisie	Dodds	England	England A	Rosebowl		4.2	11.550	54 =	4.8	11.750	1 =	4.5	11.800	20 =	3.7	11.900	18 =	47.000	13 =
54	Ella	Cooper	Park Wrekin	Park Wrekin	Rosebowl	U13	4.4	12.500	16 =	3.3	10.250	18 =	5.1	12.850	2 =	4.4	11.150	37 =	46.750	14 =
63	Lucy	Brett	England	England A	Rosebowl		4.4	12.650	10 =	4.9	9.600	24 =	4.4	11.850	17 =	4.4	12.400	9 =	46.500	15 =
80	Nicole	Pavier	Notts	Notts	Rosebowl		4.2	12.300	29 =	2.9	10.550	13 =	4.8	12.050	13 =	3.8	11.400	29 =	46.300	16 =
41	Atalanta	Saunders	London GF	London GF	Rosebowl		4.2	12.900	6 =	3.7	10.550	13 =	3.6	11.600	26 =	4.1	11.100	40 =	46.150	17 =
17	Charlotte	Bennett	All Stars		Rosebowl		4.2	12.700	8 =	3.2	10.200	19 =	4.4	11.950	14 =	3.6	11.250	33 =	46.100	18 =
72	Stefanie	Bowles	England	England B	Rosebowl		4.2	12.450	20 =	4.2	10.350	17 =	4.1	10.150	62 =	4.4	12.550	8 =	45.500	19 =
9	India	Sale	Heathrow	Heathrow B	Rosebowl	U13	4.0	11.850	46 =	2.4	9.250	29 =	4.6	12.600	5 =	3.6	11.400	29 =	45.100	20 =
51	Rebecca	Williamson	Park Wrekin	Park Wrekin	Rosebowl		4.0	12.200	36 =	3.1	8.850	34 =	4.8	12.300	8 =	4.1	11.750	22 =	45.100	20 =
73	Abigail	Solari	England	England B	Rosebowl	U13	4.4	13.050	4 =	1.4	8.200	41 =	4.2	11.850	17 =	3.7	11.800	21 =	44.900	22 =
60	Chelsea	Court	South West	South West	Rosebowl		4.4	12.500	16 =	2.6	10.050	21 =	4.2	11.150	33 =	4.3	10.950	45 =	44.650	23 =
33	Rowena	Needham	Bristol Hawks	Bristol Hawks	Rosebowl	U13	4.0	12.400	23 =	2.6	9.550	25 =	3.7	11.350	29 =	3.3	11.250	33 =	44.550	24 =
38	Millie	Kennard	Tolworth	Tolworth	Rosebowl		2.4	10.850	66 =	4.2	11.500	6 =	4.3	10.550	50 =	3.5	11.350	31 =	44.250	25 =
42	Olivia	Blatch	London GF	London GF	Rosebowl		4.2	12.700	8 =	1.5	9.100	31 =	3.6	11.000	38 =	3.4	11.450	28 =	44.250	25 =
71	Bryony	Moir	England	England B	Rosebowl		4.0	11.650	51 =	2.4	9.250	29 =	4.5	11.100	35 =	4.0	12.050	13 =	44.050	27 =
40	Emmeline	Anghileri	Tolworth	Tolworth	Rosebowl	U13	4.2	12.400	23 =	2.3	8.200	41 =	3.9	11.100	35 =	3.9	12.150	11 =	43.850	28 =
43	Natasha	Baptiste	London GF	London GF	Rosebowl	U13	4.2	11.750	47 =	1.4	8.850	34 =	3.5	11.350	29 =	3.4	11.850	20 =	43.800	29 =
22	Rosheen	Hinze	Rushmoor	Rushmoor	Rosebowl	U13	4.4	12.600	13 =	1.9	7.400	50 =	4.5	12.100	12 =	4.4	11.550	26 =	43.650	30 =
49	Natasha	Fulton	Heathrow	Heathrow A	Rosebowl		4.0	11.300	58 =	3.2	9.750	22 =	4.9	10.550	50 =	4.2	12.050	13 =	43.650	30 =
59	Ellie	Gittins	South West	South West	Rosebowl		4.2	12.300	29 =	2.3	8.000	45 =	4.6	11.950	14 =	3.6	11.250	33 =	43.500	32 =
36	Heba	Serry	Tolworth	Tolworth	Rosebowl		4.6	11.650	51 =	1.8	9.400	27 =	4.3	10.600	49 =	3.8	11.750	22 =	43.400	33 =
47	Imani	Davis	Heathrow	Heathrow A	Rosebowl	U13	4.0	12.250	32 =	1.9	9.550	25 =	3.9	9.950	64 =	3.7	11.550	26 =	43.300	34 =
55	Eshe	Bernard	Park Wrekin	Park Wrekin	Rosebowl		4.4	12.500	16 =	2.8	8.150	43 =	4.2	10.250	61 =	4.5	12.400	9 =	43.300	34 =
58	Kelsey	Marratt	South West	South West	Rosebowl		4.2	12.200	36 =	1.4	7.900	46 =	4.6	11.950	14 =	3.9	10.950	45 =	43.000	36 =
45	Polly	Hitchings	London GF	London GF	Rosebowl	U13	4.0	12.400	23 =	2.5	9.750	22 =	3.7	10.950	39 =	3.5	9.750	67 =	42.850	37 =
34	Kathryn	Heathcote	Bristol Hawks	Bristol Hawks	Rosebowl		4.2	12.750	7 =	1.7	8.300	39 =	4.0	10.650	47 =	3.8	10.900	49 =	42.600	38 =
50	Madelaine	Hart	Heathrow	Heathrow A	Rosebowl	U13	3.8	10.800	67 =	3.4	8.900	33 =	4.0	11.850	17 =	3.6	11.000	42 =	42.550	39 =
69	Estie	Jacobs	South Africa	South Africa	Rosebowl		4.2	12.300	29 =	1.4	9.000	32 =	3.2	10.400	56 =	2.9	10.150	61 =	41.850	40 =
57	Chloe	Daykin	South West	South West	Rosebowl		3.2	11.750	47 =	1.3	8.800	37 =	3.1	10.550	50 =	3.4	10.750	53 =	41.850	40 =
66	Christy	Nel	South Africa	South Africa	Rosebowl		4.2	11.500	55 =	1.2	8.850	34 =	3.1	10.900	41 =	3.8	10.250	59 =	41.500	42 =
39	Maia	Anderson	Tolworth	Tolworth	Rosebowl	U13	2.4	10.900	64 =	1.1	7.550	49 =	3.7	11.650	24 =	3.1	11.300	32 =	41.400	43 =
32	Holly	Downey	Bristol Hawks	Bristol Hawks	Rosebowl		4.2	12.250	32 =	1.2	8.050	44 =	3.5	10.950	39 =	3.4	10.100	62 =	41.350	44 =
56	Vicky	Ashworth	South West	South West	Rosebowl		4.2	12.650	10 =	2.0	6.150	58 =	4.6	11.250	32 =	3.8	11.150	37 =	41.200	45 =

# 2012 Rushmoor Rosebowl

## Womens Artistic



13	Abigail	Brooker	Sussex County	Sussex County	Rosebowl	U13	4.0	11.950	44 =	1.1	7.600	47 =	3.9	10.750	44 =	3.1	10.800	52 =		41.100	46
28	Amy	Layzell	Dynamo	Dynamo	Rosebowl	U13	4.2	11.400	57 =	1.9	7.300	52 =	3.5	11.300	31 =	3.2	10.950	45 =		40.950	47
12	Georgie	Moors	Sussex County	Sussex County	Rosebowl	U13	4.2	12.450	20 =	1.0	8.300	39 =	1.6	8.750	71 =	3.2	11.050	41 =		40.550	48
16	Robyn	Lacey	All Stars		Rosebowl	U13	2.4	10.800	67 =	1.1	8.350	38 =	3.2	10.750	44 =	2.8	10.500	55 =		40.400	49
44	Laura	Hollobon	London GF	London GF	Rosebowl		4.2	12.500	16 =	1.5	5.300	60 =	4.5	10.300	58 =	4.2	11.950	15 =		40.050	50
14	Parris	Bryan	Sussex County	Sussex County	Rosebowl	U13	3.2	11.700	50 =	1.2	7.050	54 =	2.7	9.750	66 =	3.2	10.450	56 =		38.950	51
2	Alex	Lomax	Heyward-Sparks	Heyward-Sparks	Rosebowl		4.0	12.000	42 =	1.2	7.050	54 =	3.2	9.450	68 =	3.1	10.300	58 =		38.800	52
15	Erifilly	Heonos	Sussex County	Sussex County	Rosebowl	U13	4.0	11.300	58 =	1.0	6.100	59 =	3.5	10.450	54 =	3.4	10.850	51 =		38.700	53
5	Jade	Goddard	Heyward-Sparks	Heyward-Sparks	Rosebowl		4.2	12.150	39 =	1.1	7.300	52 =	2.3	9.000	69 =	3.2	9.800	66 =		38.250	54 =
3	Sophie	Newbery	Heyward-Sparks	Heyward-Sparks	Rosebowl	U13	4.0	12.450	20 =	1.1	6.500	57 =	2.7	8.900	70 =	3.1	10.400	57 =		38.250	54 =
6	Phoebe	Ruggins	Heathrow	Heathrow B	Rosebowl	U13	3.8	11.050	63 =	0.9	4.400	62 =	3.7	11.700	22 =	2.9	11.000	42 =		38.150	56
35	Paisley	Boyce	Bristol Hawks	Bristol Hawks	Rosebowl		4.0	12.200	36 =	0.9	3.900	66 =	2.8	10.750	44 =	3.4	11.250	33 =		38.100	57
4	Rachel	Winterburn	Heyward-Sparks	Heyward-Sparks	Rosebowl	U13	4.0	11.250	60 =	1.0	7.600	47 =	2.8	10.300	58 =	3.1	8.900	72 =		38.050	58
68	Logan	Lawrence	South Africa	South Africa	Rosebowl		4.0	11.950	44 =	0.9	4.150	64 =	2.8	10.450	54 =	3.6	11.150	37 =		37.700	59
1	Imogen	Perry	Heyward-Sparks	Heyward-Sparks	Rosebowl	U13	4.2	10.900	64 =	1.1	6.950	56 =	2.9	9.750	66 =	3.0	10.000	64 =		37.600	60
67	Tania	Luckay	South Africa	South Africa	Rosebowl		4.2	12.150	39 =	1.7	4.750	61 =	3.7	10.850	42 =	3.3	9.750	67 =		37.500	61
7	Larisha	Lee	Heathrow	Heathrow B	Rosebowl	U13	2.4	10.500	71 =	0.6	4.350	63 =	3.6	11.100	35 =	2.8	10.900	49 =		36.850	62
29	Casey	Spry	Dynamo	Dynamo	Rosebowl	U13	4.0	11.200	61 =	1.1	7.400	50 =	3.6	8.550	73 =	3.0	9.600	69 =		36.750	63
30	Hannah	Clayton	Dynamo	Dynamo	Rosebowl	U13	4.0	11.500	55 =	0.7	2.550	72 =	3.6	11.150	33 =	3.2	11.000	42 =		36.200	64
21	Rebecca	Parramore	Rushmoor	Rushmoor	Rosebowl		4.0	11.200	61 =	0.9	3.550	69 =	3.2	10.350	57 =	3.5	10.950	45 =		36.050	65
8	Tia	Andrews	Heathrow	Heathrow B	Rosebowl	U13	2.4	10.750	69 =	0.9	3.600	68 =	3.7	10.000	63 =	2.9	10.650	54 =		35.000	66
23	Florence	Aylward	Rushmoor	Rushmoor	Rosebowl	U13	4.2	12.050	41 =	1.0	3.750	67 =	3.0	8.700	72 =	3.5	10.050	63 =		34.550	67
24	Natalia	Webster	Rushmoor	Rushmoor	Rosebowl		4.0	10.450	72 =	0.6	3.500	70 =	2.6	10.650	47 =	2.6	9.900	65 =		34.500	68
25	Mia	Augustus	Rushmoor	Rushmoor	Rosebowl	U13	2.4	10.650	70 =	0.6	2.750	71 =	2.8	10.800	43 =	2.6	10.200	60 =		34.400	69
79	Megan	Cotes	Notts	Notts	Rosebowl		0.0	0.000	73 =	4.1	9.300	28 =	5.4	11.650	24 =	4.5	11.950	15 =		32.900	70
48	Aasha	Kimpton	Heathrow	Heathrow A	Rosebowl		0.0	0.000	73 =	4.9	11.450	7 =	4.4	11.700	22 =	3.6	9.450	70 =		32.600	71
11	Chloe	Billingham	Sussex County	Sussex County	Rosebowl		3.2	12.000	42 =	0.0	0.000	73 =	2.3	9.850	65 =	3.1	9.350	71 =		31.200	72
76	Jessica	Coombs	Notts	Notts	Rosebowl		4.4	12.350	27 =	0.0	0.000	73 =	4.6	10.300	58 =	0.0	0.000	73 =		22.650	73
37	Pippa	Earley	Tolworth	Tolworth	Rosebowl	U13	4.2	11.600	53 =	0.6	3.950	65 =	0.0	0.000	74 =	0.0	0.000	73 =		15.550	74

## 2012 Rushmoor Rosebowl Apparatus Finals Results

No	Name		Team	Comp		Av Vault	
31	Claudia	Fragapane	Bristol Hawks	Rosebowl AppFinals		13.400	1
26	Kelly	Simm	Dynamo	Rosebowl AppFinals		13.275	2
46	Mollie	Payton	Heathrow	Rosebowl AppFinals		12.750	3
63	Lucy	Brett	England A	Rosebowl AppFinals		12.575	4
53	Caitlin	Tsang	Park Wrekin	Rosebowl AppFinals		12.525	5
41	Atalanta	Saunders	London GF	Rosebowl AppFinals		12.400	6
3	Sophie	Newbery	Heyward-Sparks	Rosebowl AppFinals		12.100	7
55	Eshe	Bernard	Park Wrekin	Rosebowl AppFinals		12.050	8
54	Ella	Cooper	Park Wrekin	Rosebowl AppFinals		11.675	9

No	Name		Team	Comp	D	UB	
61	Maisie	Dodds	England A	Rosebowl AppFinals	4.8	12.850	1
38	Millie	Kennard	Tolworth	Rosebowl AppFinals	4.1	12.650	2
78	Kirsty	Baldwin	Notts	Rosebowl AppFinals	3.9	12.050	3
75	Polina	Polyova	England B	Rosebowl AppFinals	4.0	12.000	4
31	Claudia	Fragapane	Bristol Hawks	Rosebowl AppFinals	4.6	11.750	5
48	Aasha	Kimpton	Heathrow	Rosebowl AppFinals	4.9	11.700	6
52	Rhyannon	Jones	Park Wrekin	Rosebowl AppFinals	4.9	11.600	7
64	Eleanor	Van Dongen	England A	Rosebowl AppFinals	4.2	11.500	8
74	Larissa	Pascua	England B	Rosebowl AppFinals	3.9	11.350	9
46	Mollie	Payton	Heathrow	Rosebowl AppFinals	4.6	11.000	10

No	Name		Team	Comp	D	BB	
26	Kelly	Simm	Dynamo	Rosebowl AppFinals	5.3	13.050	1
31	Claudia	Fragapane	Bristol Hawks	Rosebowl AppFinals	5.0	12.650	2
53	Caitlin	Tsang	Park Wrekin	Rosebowl AppFinals	4.9	12.250	3
74	Larissa	Pascua	England B	Rosebowl AppFinals	4.1	12.200	4
54	Ella	Cooper	Park Wrekin	Rosebowl AppFinals	5.1	12.150	5
65	Danielle	Hubbard	England A	Rosebowl AppFinals	4.2	12.050	6
78	Kirsty	Baldwin	Notts	Rosebowl AppFinals	4.6	11.650	7
51	Rebecca	Williamson	Park Wrekin	Rosebowl AppFinals	4.4	11.550	8
75	Polina	Polyova	England B	Rosebowl AppFinals	4.7	11.450	9
9	India	Sale	Heathrow	Rosebowl AppFinals	4.6	11.150	10
22	Rosheen	Hinze	Rushmoor	Rosebowl AppFinals	4.5	11.000	11

No	Name		Team	Comp	D	FX	
31	Claudia	Fragapane	Bristol Hawks	Rosebowl AppFinals	5.5	12.800	1
64	Eleanor	Van Dongen	England A	Rosebowl AppFinals	4.9	12.700	2
65	Danielle	Hubbard	England A	Rosebowl AppFinals	4.8	12.650	3
75	Polina	Polyova	England B	Rosebowl AppFinals	5.0	12.550	4
52	Rhyannon	Jones	Park Wrekin	Rosebowl AppFinals	4.5	12.450	5
62	Jasmin	Reed Yang	England A	Rosebowl AppFinals	4.8	12.150	6
72	Stefanie	Bowles	England B	Rosebowl AppFinals	4.1	12.000	7
40	Emmeline	Anghileri	Tolworth	Rosebowl AppFinals	3.9	11.750	8 =
74	Larissa	Pascua	England B	Rosebowl AppFinals	4.2	11.750	8 =
22	Rosheen	Hinze	Rushmoor	Rosebowl AppFinals	4.6	11.350	10
55	Eshe	Bernard	Park Wrekin	Rosebowl AppFinals	4.5	10.900	11