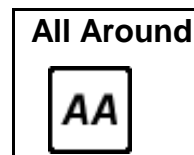
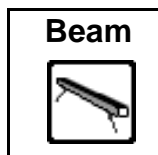
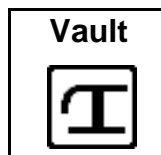


# 2013 Rushmoor Rosebowl

## Women's Artistic

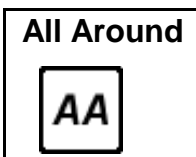
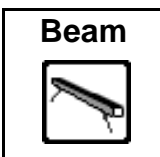
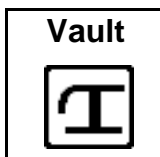


Rosebowl

No	Name	Club	Team	Comp	D	VT		D	UB		D	BB		D	FX		AA	
52	Kelly	Simm	Dynamo	Rosebowl	4.6	13.200	18 =	5.2	13.300	1	5.1	13.500	2	5.5	13.700	2	53.700	1
72	Loriah	James	Heathrow	Rosebowl	5.0	14.150	2	4.5	11.950	5	4.5	12.150	9 =	5.3	13.100	4 =	51.350	2
76	Rhyannon	Jones	Park Wrekin	Rosebowl	5.0	13.650	4	4.9	11.600	6	5.1	12.200	8	5.2	13.650	3	51.100	3
87	Katy	Bramley	England A	Rosebowl	4.4	13.450	12 =	4.6	12.250	4	4.9	12.500	5	4.5	12.800	7 =	51.000	4
104	Casey	Bell	Ireland	Rosebowl	4.4	13.600	6 =	4.9	12.500	3	4.9	11.950	15	4.6	12.250	22 =	50.300	5
58	Claudia	Fragapane	Bristol Hawks	Rosebowl	5.8	14.350	1	4.0	10.250	24 =	5.6	12.650	3 =	5.7	12.950	6	50.200	6
89	Natasha	Raymund Jayadev	England A	Rosebowl	4.4	13.200	18 =	4.4	11.300	8	4.5	12.650	3 =	4.5	12.300	19 =	49.450	7
80	Ellesse	Oates	Park Wrekin	Rosebowl	3.8	12.850	34	2.6	10.850	13	4.1	12.300	7	4.4	12.550	14	48.550	8
86	Polina	Poliakova	England A	Rosebowl	4.0	12.700	46 =	4.5	10.650	14 =	4.8	11.850	16 =	5.1	13.100	4 =	48.300	9
31	Grace	Harrison	Isle of Man	Rosebowl	4.4	13.600	6 =	3.0	10.250	24 =	4.4	12.000	14	5.1	12.400	16 =	48.250	10 =
71	Laura	Mitchell	Heathrow	Rosebowl	4.4	13.350	15	3.6	10.050	27 =	4.9	12.050	13	4.6	12.800	7 =	48.250	10 =
77	Georgina	Clements	Park Wrekin	Rosebowl	4.4	13.300	16	5.0	10.450	18 =	4.7	12.150	9 =	5.0	12.050	28	47.950	12 =
78	Ella	Cooper	Park Wrekin	Rosebowl	4.2	12.900	29 =	3.7	11.050	11	4.7	11.600	23 =	4.7	12.400	16 =	47.950	12 =
103	Nicole	Mawhinney	Ireland	Rosebowl	4.2	13.100	21 =	3.7	10.450	18 =	4.6	11.850	16 =	4.8	12.150	25 =	47.550	14
79	Rebecca	Jones	Park Wrekin	Rosebowl	4.4	13.100	21 =	2.3	9.300	42	4.9	12.450	6	4.7	12.600	12 =	47.450	15
75	Lisa	Mason	Heathrow	Rosebowl	5.0	13.500	9 =	3.8	8.500	62 =	4.4	11.400	29	5.4	13.850	1	47.250	16
96	Amelia	Montague	England B	Rosebowl	4.0	12.550	58 =	2.3	10.600	16 =	4.7	12.150	9 =	4.5	11.750	38 =	47.050	17
59	Rowena	Needham	Bristol Hawks	Rosebowl	4.2	12.375	68	3.4	11.200	9	4.1	11.700	21 =	4.1	11.650	41 =	46.925	18
102	India	McPeak	Ireland	Rosebowl	4.6	13.275	17	3.8	11.350	7	5.0	11.850	16 =	4.8	10.350	88 =	46.825	19
99	Eden	Edwards	England B	Rosebowl	4.2	12.750	40 =	3.0	11.150	10	4.0	11.550	25 =	3.6	11.250	53 =	46.700	20
69	Claudia	Chmielowska	London Gymnastics	Rosebowl	4.4	13.450	12 =	2.6	8.600	61	4.5	11.850	16 =	4.9	12.750	9 =	46.650	21
88	Georgina	Harris	England A	Rosebowl	4.4	12.600	54 =	4.4	9.100	47 =	4.2	12.150	9 =	4.7	12.750	9 =	46.600	22
74	Larissa	Pascua	Heathrow	Rosebowl	4.0	12.725	44 =	4.4	10.900	12	4.5	9.800	68 =	4.7	12.750	9 =	46.175	23
70	India	Sale	London Gymnastics	Rosebowl	4.0	12.550	58 =	2.9	10.300	22 =	4.2	11.500	27 =	3.9	11.700	40	46.050	24 =
90	Millie	Kennard	England A	Rosebowl	5.0	13.200	18 =	2.7	9.750	32	4.3	10.900	37 =	4.4	12.200	24	46.050	24 =
101	Emma	Lunn	Ireland	Rosebowl	4.2	13.100	21 =	3.0	8.650	58 =	5.1	11.700	21 =	4.8	12.500	15	45.950	26
34	Kaitlin	Kneen	Isle of Man	Rosebowl	4.2	12.750	40 =	2.3	10.600	16 =	4.3	10.800	42 =	4.4	11.600	46	45.750	27
56	Kathryn	Heathcote	Bristol Hawks	Rosebowl	4.2	12.900	29 =	2.2	9.900	30	3.2	10.850	39 =	3.9	11.800	34 =	45.450	28
105	Emmeline	Anghileri	Ireland	Rosebowl	4.2	12.800	35 =	2.7	9.800	31	3.5	10.400	51 =	4.3	12.350	18	45.350	29 =
35	Tara	Donnelly	Isle of Man	Rosebowl	4.4	13.100	21 =	3.2	9.450	39 =	4.5	10.500	48 =	4.6	12.300	19 =	45.350	29 =
97	Morgan	Finnegan	England B	Rosebowl	4.0	12.650	50 =	3.5	8.650	58 =	4.6	11.800	20	4.4	12.100	27	45.200	31 =
85	Chelsea	Court	South West	Rosebowl	4.4	13.500	9 =	2.6	10.050	27 =	3.7	10.500	48 =	3.6	11.150	58	45.200	31 =
39	Isobel	Hilliard	Sussex	Rosebowl	4.2	11.950	88	2.1	9.550	37 =	3.9	11.550	25 =	4.1	11.850	33	44.900	33
68	Imani	Davis	London Gymnastics	Rosebowl	4.0	12.775	38 =	3.2	8.850	53	4.4	10.600	45 =	4.7	12.600	12 =	44.825	34
67	Meilitsa	Abram-Foster	London Gymnastics	Rosebowl	4.0	12.900	29 =	2.9	10.350	20 =	4.6	9.800	68 =	4.8	11.650	41 =	44.700	35
84	Ellie	Haberfield	South West	Rosebowl	4.2	12.900	29 =	1.4	9.100	47 =	4.1	11.350	30 =	3.6	11.300	51 =	44.650	36

# 2013 Rushmoor Rosebowl

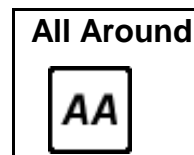
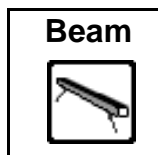
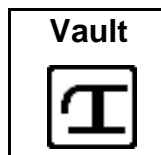
## Women's Artistic



49	Rosheen	Hinze	Rushmoor	Rushmoor	Rosebowl	4.2	12.650	50 =	2.7	9.150	46	3.6	10.700	44	4.3	11.800	34 =	44.300	37
41	Dorothy	Mims	Huntsville		Rosebowl	4.0	13.100	21 =	2.2	9.050	49	3.3	10.850	39 =	4.7	11.200	56 =	44.200	38
26	Alex	Lomax	Heywood Sparks	Heywood Sparks	Rosebowl	4.0	12.725	44 =	2.4	9.250	43 =	4.0	11.500	27 =	4.4	10.700	74	44.175	39
33	Nicole	Burns	Isle of Man	Isle of Man	Rosebowl	4.0	12.175	79 =	3.1	10.200	26	4.0	10.500	48 =	3.6	11.100	59 =	43.975	40
64	Olivia	Miller	Newcastle	Newcastle	Rosebowl	4.0	12.500	63 =	1.0	9.200	45	3.9	11.300	32 =	3.0	10.800	69 =	43.800	41 =
98	Jasmine	Harkin	England B	England B	Rosebowl	4.2	12.350	69 =	3.4	10.000	29	4.1	10.200	58	4.4	11.250	53 =	43.800	41 =
6	Megan	Bramley	Yorkshire	Yorkshire	Rosebowl	4.4	13.500	9 =	1.7	8.500	62 =	3.8	9.650	79 =	4.3	11.950	30 =	43.600	43
25	Maisie	Lloyd-Jones	Portsmouth	Portsmouth	Rosebowl	4.0	12.800	35 =	1.9	8.200	71 =	3.9	10.600	45 =	4.2	11.950	30 =	43.550	44
10	Jess	Nicholson	Yorkshire	Yorkshire	Rosebowl	4.4	13.525	8	2.4	8.100	78	4.2	11.350	30 =	3.0	10.450	82 =	43.425	45
94	Melissa	Lange	South Africa	South Africa	Rosebowl	4.0	12.550	58 =	1.1	8.950	52	3.7	10.850	39 =	3.5	11.050	63 =	43.400	46
14	Radha	Patel	Manx C of E	Manx C of E	Rosebowl	4.0	12.700	46 =	1.6	9.550	37 =	3.2	11.050	36	2.2	10.050	93	43.350	47
8	Megan	Bridge	Yorkshire	Yorkshire	Rosebowl	4.0	11.700	94	1.1	8.350	65 =	3.9	11.600	23 =	3.6	11.650	41 =	43.300	48
93	Marichen	Van Zyl	South Africa	South Africa	Rosebowl	4.2	12.600	54 =	1.4	9.450	39 =	3.3	10.350	55	3.8	10.800	69 =	43.200	49 =
100	Maia	Anderson	England B	England B	Rosebowl	3.8	12.750	40 =	1.9	10.300	22 =	4.5	9.050	89 =	4.2	11.100	59 =	43.200	49 =
44	Pippa	Earley	Tolworth		Rosebowl	4.2	12.150	81	2.3	9.350	41	2.3	9.900	65 =	3.5	11.800	34 =	43.200	49 =
66	Polly	Hitchings	London Gymnastics	London Gymnastics	Rosebowl	4.0	12.450	66	3.3	9.600	34 =	3.3	9.100	88	3.8	11.900	32	43.050	52
50	Rebecca	Parramore	Rushmoor	Rushmoor	Rosebowl	4.2	12.875	33	1.2	8.000	81	3.0	10.800	42 =	3.7	11.250	53 =	42.925	53
95	Lianne	Verwey	South Africa	South Africa	Rosebowl	3.0	11.350	100	1.1	9.600	34 =	2.8	10.300	56 =	3.8	11.450	48 =	42.700	54 =
62	Mia	Ambelez	Newcastle	Newcastle	Rosebowl	4.2	12.950	26 =	1.3	8.700	56 =	4.0	9.950	63 =	3.5	11.100	59 =	42.700	54 =
92	Robyn-Lynn	Posthumus	South Africa	South Africa	Rosebowl	4.2	12.950	26 =	1.8	8.150	74 =	3.2	10.300	56 =	3.8	11.100	59 =	42.500	56 =
54	Chloe	Brebner	Dynamo	Dynamo	Rosebowl	4.0	12.250	74 =	1.9	8.300	68 =	3.3	9.800	68 =	4.3	12.150	25 =	42.500	56 =
1	Megan	Horner	Aspire	Aspire	Rosebowl	4.0	12.600	54 =	2.3	8.200	71 =	3.4	10.400	51 =	3.3	11.200	56 =	42.400	58
38	Georgie	Moors	Sussex	Sussex	Rosebowl	4.0	12.425	67	1.5	9.000	50 =	3.8	9.450	84	3.9	11.500	47	42.375	59
32	Rebecca	Johnson	Isle of Man	Isle of Man	Rosebowl	4.4	13.400	14	1.9	8.350	65 =	2.8	9.700	74 =	4.6	10.850	68	42.300	60
13	Emily	Dale Beeton	Manx C of E	Manx C of E	Rosebowl	4.2	12.925	28	1.4	7.700	87 =	2.9	9.950	63 =	3.8	11.650	41 =	42.225	61
36	Parris	Bryan	Sussex	Sussex	Rosebowl	3.8	12.550	58 =	1.3	9.650	33	3.9	9.050	89 =	3.4	10.950	67	42.200	62
37	Abigail	Brooker	Sussex	Sussex	Rosebowl	4.0	11.825	91	1.4	9.600	34 =	3.5	8.500	99	4.3	12.000	29	41.925	63
24	Amelia	Rogers	Portsmouth	Portsmouth	Rosebowl	4.0	12.300	73	2.5	9.000	50 =	3.0	9.800	68 =	3.3	10.650	75 =	41.750	64 =
60	Izzy	Davis	Bristol Hawks	Bristol Hawks	Rosebowl	2.6	11.850	89 =	1.9	8.650	58 =	3.2	10.600	45 =	3.1	10.650	75 =	41.750	64 =
63	Charlotte	Nelson	Newcastle	Newcastle	Rosebowl	4.2	12.175	79 =	1.1	8.200	71 =	3.7	9.900	65 =	3.5	11.300	51 =	41.575	66
57	Gabrielle	Wild	Bristol Hawks	Bristol Hawks	Rosebowl	4.2	12.650	50 =	1.1	8.450	64	3.0	9.900	65 =	3.0	10.450	82 =	41.450	67 =
81	Megan	Harper	South West	South West	Rosebowl	4.2	12.350	69 =	1.6	8.750	55	3.1	9.600	81 =	3.4	10.750	72 =	41.450	67 =
55	Amy	Layzell	Dynamo	Dynamo	Rosebowl	4.2	11.850	89 =	1.7	7.850	82 =	3.9	10.050	62	4.1	11.650	41 =	41.400	69
7	Siobhan	Elliott	Yorkshire	Yorkshire	Rosebowl	3.8	12.200	76 =	1.9	7.300	91 =	3.4	11.100	35	4.0	10.600	79	41.200	70

# 2013 Rushmoor Rosebowl

## Women's Artistic



46	Mia	Augustus	Rushmoor	Rushmoor	Rosebowl	2.4	11.650	95	=	1.2	7.600	89	=	3.0	11.300	32	=	2.9	10.550	80	=	41.100	71	
17	Lara	Stembridge	Kent	Kent	Rosebowl	4.2	12.200	76	=	1.1	8.150	74	=	3.7	9.700	74	=	3.4	11.000	65	=	41.050	72	
82	Elena	Marsh	South West	South West	Rosebowl	4.0	12.475	65	=	1.9	9.250	43	=	3.2	8.800	94	=	2.9	10.500	81	=	41.025	73	
65	Sophie	Heeney	Newcastle	Newcastle	Rosebowl	2.6	11.600	96	=	1.2	8.700	56	=	3.6	9.700	74	=	3.1	11.000	65	=	41.000	74	
28	Molly	McGowan	Heywood Sparks	Heywood Sparks	Rosebowl	4.0	12.575	57	=	0.9	7.800	85	=	2.4	10.150	59	=	2.8	10.400	86	=	40.925	75	
16	Anna	Hall	Kent	Kent	Rosebowl	4.2	11.750	92	=	1.5	8.300	68	=	3.5	10.400	51	=	2.9	10.400	86	=	40.850	76	
42	Grace	Arnold	Huntsville		Rosebowl	3.2	12.000	86	=	2.1	8.350	65	=	3.5	8.700	96	=	3.8	11.750	38	=	40.800	77	
91	Christy	Nell	South Africa	South Africa	Rosebowl	4.2	12.675	48	=	2.0	7.050	93	=	4.0	9.400	85	=	4.1	11.450	48	=	40.575	78	
27	Felicity	Crompton	Heywood Sparks	Heywood Sparks	Rosebowl	4.0	12.100	82	=	1.1	7.850	82	=	2.4	9.500	83	=	3.4	11.050	63	=	40.500	79	
19	Heidi	Chapman	Kent	Kent	Rosebowl	4.2	12.800	35	=	1.4	6.850	95	=	2.9	8.700	96	=	3.9	11.800	34	=	40.150	80	
51	Laura	Edwards	Dynamo	Dynamo	Rosebowl	5.0	13.625	5	=	5.0	12.600	2	=	5.3	13.900	1	=	0.0	0.000	102	=	40.125	81	
48	Florence	Aylward	Rushmoor	Rushmoor	Rosebowl	4.2	12.675	48	=	1.1	7.800	85	=	2.4	8.850	93	=	3.3	10.750	72	=	40.075	82	
29	Sadie	Murray	Heywood Sparks	Heywood Sparks	Rosebowl	4.0	12.000	86	=	1.1	8.150	74	=	2.7	9.600	81	=	2.9	10.250	92	=	40.000	83	
21	Emily	Goss	Portsmouth	Portsmouth	Rosebowl	4.0	12.500	63	=	2.6	8.150	74	=	2.7	9.750	72	=	3.1	9.450	95	=	39.850	84	
20	Bobbi	Evans	Kent	Kent	Rosebowl	4.0	12.050	84	=	0.9	8.300	68	=	3.0	9.050	89	=	2.8	10.350	88	=	39.750	85	
47	Catrin	Williams	Rushmoor	Rushmoor	Rosebowl	2.4	11.275	101	=	1.0	7.850	82	=	2.7	10.900	37	=	2.2	9.650	94	=	39.675	86	
53	Sophie	Barber	Dynamo	Dynamo	Rosebowl	4.0	11.750	92	=	1.1	8.050	79	=	4.5	9.400	85	=	4.3	10.450	82	=	39.650	87	
11	Aoife	Donnelly	Manx C of E	Manx C of E	Rosebowl	4.4	12.325	71	=	1.3	8.800	54	=	2.8	8.100	101	=	3.1	10.350	88	=	39.575	88	
9	Phoebe	Dickinson	Yorkshire	Yorkshire	Rosebowl	4.2	12.775	38	=	1.0	8.050	79	=	2.2	8.550	98	=	2.2	9.400	97	=	38.775	89	
43	Corinne	Gautreaux	Huntsville		Rosebowl	4.2	12.100	82	=	1.1	7.000	94	=	2.8	8.800	94	=	3.3	10.800	69	=	38.700	90	
23	Summer	Yeates	Portsmouth	Portsmouth	Rosebowl	4.0	12.550	58	=	0.7	4.700	99	=	3.6	9.050	89	=	3.4	11.400	50	=	37.700	91	
3	Leah	Gordon	Aspire	Aspire	Rosebowl	4.0	12.750	40	=	1.2	7.600	89	=	2.4	8.050	102	=	2.6	9.150	99	=	37.550	92	
4	Iona	Moir	Aspire	Aspire	Rosebowl	4.2	12.325	71	=	1.0	4.750	98	=	3.1	9.750	72	=	2.9	10.650	75	=	37.475	93	
15	Isabel	Hester	Manx C of E	Manx C of E	Rosebowl	4.0	11.600	96	=	1.8	5.400	97	=	2.9	10.100	60	=	2.8	10.300	91	=	37.400	94	
18	Lilly	Mason	Kent	Kent	Rosebowl	4.0	12.250	74	=	0.9	7.300	91	=	2.5	8.400	100	=	3.2	9.350	98	=	37.300	95	
61	Tulani	Hlalo	Newcastle	Newcastle	Rosebowl	4.6	13.750	3	=	0.0	0.000	102	=	4.7	10.400	51	=	4.8	12.300	19	=	36.450	96	
30	Amy	Haslam	Heywood Sparks	Heywood Sparks	Rosebowl	3.0	11.600	96	=	1.0	7.700	87	=	2.0	7.450	103	=	1.8	9.050	100	=	35.800	97	
2	Scarlett	Folan	Aspire	Aspire	Rosebowl	4.0	12.200	76	=	0.6	2.650	101	=	2.5	9.700	74	=	3.4	10.650	75	=	35.200	98	
5	Leah	Bowen	Aspire	Aspire	Rosebowl	3.0	11.600	96	=	0.6	3.100	100	=	2.4	10.100	60	=	3.4	9.450	95	=	34.250	99	
73	Aasha	Kimpton	Heathrow	Heathrow	Rosebowl	0.0	0.000	102	=	4.8	10.650	14	=	4.9	11.300	32	=	5.1	12.250	22	=	34.200	100	
12	Ciara	Goddard	Manx C of E	Manx C of E	Rosebowl	4.0	12.050	84	=	1.2	6.500	96	=	2.6	9.150	87	=	2.5	5.500	101	=	33.200	101	
22	Frankie	Hider	Portsmouth	Portsmouth	Rosebowl	4.0	12.625	53	=	0.0	0.000	102	=	3.1	9.700	74	=	3.3	10.450	82	=	32.775	102	
40	Caitlin	Kickham	Sussex	Sussex	Rosebowl	0.0	0.000	102	=	2.2	10.350	20	=	4.1	9.650	79	=	0.0	0.000	102	=	20.000	103	

## 2013 Rushmoor Rosebowl Results

Rosebowl
----------

Team	Vault	Bars	Beam	Floor	Total	Posn
Park Wrekin	52.950	43.950	49.100	51.200	197.200	1
Heathrow	53.725	43.550	46.900	52.500	196.675	2
England A	52.550	43.950	49.150	50.950	196.600	3
Ireland	53.075	44.100	47.350	49.250	193.775	4
Dynamo	50.925	42.250	47.250	47.950	188.375	5
Bristol Hawks	52.275	40.000	45.800	47.050	185.125	6
England B	50.700	42.050	45.700	46.350	184.800	7
Isle of Man	52.850	40.500	43.800	47.400	184.550	8
London Gymnastics	51.675	39.100	43.750	48.950	183.475	9
Sussex	48.750	39.150	39.700	46.300	173.900	10
South Africa	50.775	36.150	41.800	45.050	173.775	11
Newcastle	51.375	34.800	41.550	45.700	173.425	12
Yorkshire	52.000	33.000	43.700	44.650	173.350	13
South West	51.225	37.150	40.250	43.700	172.325	14
Rushmoor	49.850	32.800	43.700	44.350	170.700	15
Heywood Sparks	49.400	33.050	40.750	42.400	165.600	16
Manx C of E	50.000	32.550	40.250	42.350	165.150	17
Portsmouth	50.475	30.050	39.850	44.450	164.825	18
Kent	49.300	32.050	37.850	43.550	162.750	19
Aspire	49.875	23.650	39.950	41.950	155.425	20

## 2013 Rushmoor Rosebowl Results

National

Team	Vault	Bars	Beam	Floor	Total	Posn
England A	52.550	43.950	49.150	50.950	196.600	1
Ireland	53.075	44.100	47.350	49.250	193.775	2
England B	50.700	42.050	45.700	46.350	184.800	3
Isle of Man	52.850	40.500	43.800	47.400	184.550	4
South Africa	50.775	36.150	41.800	45.050	173.775	5

## 2013 Rushmoor Rosebowl Results

Regional
----------

Team	Vault	Bars	Beam	Floor	Total	Posn
London Gymnastics	51.675	39.100	43.750	48.950	183.475	1
Sussex	48.750	39.150	39.700	46.300	173.900	2
Yorkshire	52.000	33.000	43.700	44.650	173.350	3
South West	51.225	37.150	40.250	43.700	172.325	4
Kent	49.300	32.050	37.850	43.550	162.750	5

## 2013 Rushmoor Rosebowl Results

Club
------

Team	Vault	Bars	Beam	Floor	Total	Posn
Park Wrekin	52.950	43.950	49.100	51.200	197.200	<b>1</b>
Heathrow	53.725	43.550	46.900	52.500	196.675	<b>2</b>
Dynamo	50.925	42.250	47.250	47.950	188.375	<b>3</b>
Bristol Hawks	52.275	40.000	45.800	47.050	185.125	4
Newcastle	51.375	34.800	41.550	45.700	173.425	5
Rushmoor	49.850	32.800	43.700	44.350	170.700	6
Heywood Sparks	49.400	33.050	40.750	42.400	165.600	7
Manx C of E	50.000	32.550	40.250	42.350	165.150	8
Portsmouth	50.475	30.050	39.850	44.450	164.825	9
Aspire	49.875	23.650	39.950	41.950	155.425	10

# 2013 Rushmoor Rosebowl Results Summary

## Teams

Team			Total		
Park Wrekin			197.200	1	
Heathrow			196.675	2	
England A			196.600	3	
Ireland			193.775	4	
Dynamo			188.375	5	
Bristol Hawks			185.125	6	

## Highest All Around

No	Name		Team	Comp		AA		
52	Kelly	Simm	Dynamo	Rosebowl		53.700	1	
72	Loriah	James	Heathrow	Rosebowl		51.350	2	
76	Rhyannon	Jones	Park Wrekin	Rosebowl		51.100	3	
87	Katy	Bramley	England A	Rosebowl		51.000	4	
104	Casey	Bell	Ireland	Rosebowl		50.300	5	
58	Claudia	Fragapane	Bristol Hawks	Rosebowl		50.200	6	

## Highest on Vault, Bars, Beam, Floor

No	Name		Team	Comp		Total		
58	Claudia	Fragapane	Bristol Hawks	Rosebowl	Vault	14.350	1	

## Highest Rushmoor Gymnast - The Farrell Trophy

No	Name		Team	Comp		Total		
49	Rosheen	Hinze	Rushmoor	Rushmoor		44.300	1	

## Highest U13 Gymnast - Jim White Trophy

No	Name		Team	Comp		Total		
80	Ellesse	Oates	Park Wrekin	Rosebowl		48.550	1	



## 2013 Rushmoor Rosebowl Results Summary

No	Name		Team	Comp		Av Vault	
58	Claudia	Fragapane	Bristol Hawks	Apparatus		13.875	1
61	Tulani	Hlalo	Newcastle	Apparatus		13.475	2
31	Grace	Harrison	Isle of Man	Apparatus		13.350	3
104	Casey	Bell	Ireland	Apparatus		13.325	4 =
35	Tara	Donnelly	Isle of Man	Apparatus		13.325	4 =
103	Nicole	Mawhinney	Ireland	Apparatus		13.125	6
86	Polina	Poliakova	England A	Apparatus		13.025	7
54	Chloe	Brebner	Dynamo	Apparatus		12.575	8
11	Aoife	Donnelly	Manx C of E	Apparatus		6.150	9
32	Rebecca	Johnson	Isle of Man	Apparatus		6.075	10

No	Name		Team	Comp	D	UB	
76	Rhyannon	Jones	Park Wrekin	Apparatus	4.9	13.100	1
52	Kelly	Simm	Dynamo	Apparatus	5.3	12.800	2
89	Natasha	Raymund Jayadev	England A	Apparatus	4.5	12.250	3
104	Casey	Bell	Ireland	Apparatus	4.9	11.450	4
102	India	McPeak	Ireland	Apparatus	3.9	11.350	5
59	Rowena	Needham	Bristol Hawks	Apparatus	3.4	11.300	6
51	Laura	Edwards	Dynamo	Apparatus	4.9	10.750	7
72	Loriah	James	Heathrow	Apparatus	4.7	10.500	8
87	Katy	Bramley	England A	Apparatus	4.2	10.150	9
99	Eden	Edwards	England B	Apparatus	2.4	8.600	10

No	Name		Team	Comp	D	BB	
52	Kelly	Simm	Dynamo	Apparatus	5.4	12.800	1
89	Natasha	Raymund Jayadev	England A	Apparatus	4.6	12.450	2
58	Claudia	Fragapane	Bristol Hawks	Apparatus	5.4	12.150	3
76	Rhyannon	Jones	Park Wrekin	Apparatus	5.2	12.050	4
80	Ellesse	Oates	Park Wrekin	Apparatus	4.1	11.800	5
96	Amelia	Montague	England B	Apparatus	4.9	11.650	6
51	Laura	Edwards	Dynamo	Apparatus	4.9	11.350	7
88	Georgina	Harris	England A	Apparatus	4.7	11.050	8
87	Katy	Bramley	England A	Apparatus	4.9	10.850	9
72	Loriah	James	Heathrow	Apparatus	4.4	10.800	10
79	Rebecca	Jones	Park Wrekin	Apparatus	4.8	10.550	11

No	Name		Team	Comp	D	FX	
58	Claudia	Fragapane	Bristol Hawks	Apparatus	5.9	13.500	1
76	Rhyannon	Jones	Park Wrekin	Apparatus	5.0	13.450	2
52	Kelly	Simm	Dynamo	Apparatus	5.5	13.300	3
80	Ellesse	Oates	Park Wrekin	Apparatus	4.4	12.850	4 =
72	Loriah	James	Heathrow	Apparatus	5.3	12.850	4 =
88	Georgina	Harris	England A	Apparatus	4.7	12.750	6
79	Rebecca	Jones	Park Wrekin	Apparatus	4.6	12.350	7 =
69	Claudia	Chmielowska	London Gymnastics	Apparatus	4.7	12.350	7 =
86	Polina	Poliakova	England A	Apparatus	5.1	12.000	9
49	Rosheen	Hinze	Rushmoor	Apparatus	4.3	11.600	10 =
87	Katy	Bramley	England A	Apparatus	4.5	11.600	10 =