



OFFICIAL RESULTS BOOK

Gymnastics (Rhythmic)
24 July–26 July 2014





COMPETITION SCHEDULE

As of WED 23 JUL 2014

Date	Start Time	Event	Details
THU 24 JUL	12:00	Team Final and Individual Qualification	Subdivision 1
	18:00	Team Final and Individual Qualification	Subdivision 2
FRI 25 JUL	13:30	Individual All-Around Final	
SAT 26 JUL	09:30	Apparatus Final	Individual Hoop Final
	10:15	Apparatus Final	Individual Ball Final
	11:00	Apparatus Final	Individual Clubs Final
	11:45	Apparatus Final	Individual Ribbon Final



Entry List by CGA

As of TUE 22 JUL 2014

CGA	Name	FIG Licence Number	Event Code	Date of Birth
AUS - Australia				
	COHEN Jaelle	10525	IS	4 OCT 1993
	PRINCE Danielle	13390	IS	12 JUN 1992
	QUINN Amy	20677	IS	6 NOV 1997
BER - Bermuda				
	LIGHTBOURNE Gemma	14626	IS	26 SEP 1996
CAN - Canada				
	BEZZOUBENKO Patricia	20831	IS	21 FEB 1997
	KITKARSKA Maria	12001	IS	13 JUL 1995
	KOVACS Annabelle	12008	IS	20 APR 1996
CYP - Cyprus				
	CHRISTODOULIDOU Themida	15399	IS	11 DEC 1997
	THEODOULOU Pantelitsa	15535	IS	17 JUL 1997
ENG - England				
	CESAR Mimi Isabella	14639	IS	28 JAN 1995
	HUTCHISON Lynne	14627	IS	10 NOV 1994
	SHERLOCK Stephani	18795	IS	2 SEP 1996
IND - India				
	BAJWA Prabhjot	9995	IS	19 MAR 1993
	BIJRAL Palak Kour	23445	IS	15 NOV 1996
	MITALI	10201	IS	28 FEB 1991
MAS - Malaysia				
	KWAN Amy Dict Weng	14095	IS	1 FEB 1995
	POH SAN Wong	14184	IS	5 DEC 1996
	ZAIN JALANY Fatin Zakirah	18663	IS	15 MAR 1997
NZL - New Zealand				
	COLEMAN Amelia	13260	IS	14 SEP 1996
	MACDONALD Kelly	13259	IS	21 AUG 1993
RSA - South Africa				
	LEGOTE Grace	7496	IS	2 MAY 1992
	VAN ROOYEN Aimee	10569	IS	20 DEC 1995
	VAN ROOYEN Julene	10565	IS	8 JUL 1993
SCO - Scotland				
	BEE Rebecca	14642	IS	10 JUN 1994
	BRASH Lauren	21024	IS	26 AUG 1998
	CLOW Victoria	14637	IS	6 JUL 1994
SIN - Singapore				
	CHIA Daphne Theresa	15773	IS	26 SEP 1996
	PHAAN Yi Lin	15425	IS	26 JAN 1995
	TONG Kah Mun	21983	IS	1 JAN 1998



Entry List by CGA

As of TUE 22 JUL 2014

CGA	Name	FIG Licence Number	Event Code	Date of Birth
WAL - Wales				
	HALFORD Laura	14628	IS	25 FEB 1996
	JENKINS Nikara	21147	IS	22 JAN 1997
	JONES Francesca	6182	IS	9 NOV 1990

Legend:

IS Individual Senior



Competition Officials

As of 1 JUL 2014

Function	Name	Nation
FIG First Vice President	CORN Slava	FIG
FIG Technical Delegate	ACOSTA Laura	FIG
Difficulty Judge	ATRUSHKEVYCH Yulia	UKR – Ukraine
	MOLTUBAKK Marie	NOR – Norway
	PANTAZIDOU Efthymia	GRE – Greece
	VEIGA VILA Berta	ESP – Spain
Execution Judge	ARENDASOVA Daniela	CAN – Canada
	KWEK Cherrie	SIN – Singapore
	THOMAS Nia	WAL – Wales
	VAN ROOYEN Maureen	RSA – South Africa
Reserve Judge	DAVIDOV Regina	ISR – Israel
Reference Judge (Difficulty)	DRYGALA Larissa	GER – Germany
	SUTER Orane	SUI – Switzerland
Reference Judge (Execution)	EVANS Teresa	AUS – Australia
	TRIKOMITI Evangelia	CYP – Cyprus
Supervisor (Difficulty)	BOUROVA Roumiana	BEL – Belgium
	VELTCHEVA Daniela	BUL – Bulgaria
Supervisor (Execution)	KIM Ji Young	KOR – Republic of Korea
	VYNOGRADNA Lidia	UKR – Ukraine



Medallists by Event

As of SAT 26 JUL 2014
After 6 of 6 Events

Event	Date	Medal	Name	CGA Code
Individual Team	THU 24 JUL	GOLD	BEZZOUBENKO Patricia KITKARSKA Maria KOVACS Annabelle	CAN
		SILVER	HALFORD Laura JENKINS Nikara JONES Francesca	WAL
		BRONZE	KWAN Amy Dict Weng POH SAN Wong ZAIN JALANY Fatin Zakirah	MAS
Individual All-Around	FRI 25 JUL	GOLD	BEZZOUBENKO Patricia	CAN
		SILVER	JONES Francesca	WAL
		BRONZE	HALFORD Laura	WAL
Individual Hoop	SAT 26 JUL	GOLD	BEZZOUBENKO Patricia	CAN
		SILVER	JONES Francesca	WAL
		BRONZE	POH SAN Wong	MAS
Individual Ball	SAT 26 JUL	GOLD	BEZZOUBENKO Patricia	CAN
		SILVER	JONES Francesca	WAL
		BRONZE	HALFORD Laura	WAL
Individual Clubs	SAT 26 JUL	GOLD	BEZZOUBENKO Patricia	CAN
		SILVER	JONES Francesca	WAL
		BRONZE	CHRISTODOULIDOU Themida	CYP
Individual Ribbon	SAT 26 JUL	GOLD	JONES Francesca	WAL
		SILVER	POH SAN Wong	MAS
		BRONZE	BEZZOUBENKO Patricia	CAN



Medal Standings

As of SAT 26 JUL 2014
After 6 of 6 Events

Rank	CGA Code	Individual				Group				Total				Rank by Total
		G	S	B	Tot	G	S	B	Tot	G	S	B	Tot	
1	CAN - Canada	5		1	6					5		1	6	2
2	WAL - Wales	1	5	2	8					1	5	2	8	1
3	MAS - Malaysia		1	2	3						1	2	3	3
4	CYP - Cyprus			1	1							1	1	4
Total		6	6	6	18					6	6	6	18	

Legend:

= Equal sign indicate that two or more NOC's share the same rank by total **B** Bronze medal **G** Gold medal **S** Silver medal **Tot** Total



Judges Assignments

Superior Jury

ACOSTA RODRIGUEZ Laura Patricia
BOUROVA Roumiana Stoianova
VELTCHEVA Daniela Alexandrova
KIM Ji Young
VYNOGRADNA Lidiia

MEX Technical Delegate
BEL Difficulty Supervisor
BUL Difficulty Supervisor
KOR Execution Supervisor
UKR Execution Supervisor



Function	Name	CGA Code
D1	PANTAZIDOU Efthymia	GRE
D2	VEIGA VILA Berta	ESP
D3	ATRUSHKEVYCH Iuliia	UKR
D4	MOLTUBAKK Marie Margrete Hveem	NOR
DR1	DRYGALA Larissa	GER
DR2	SUTER Orane	SUI
E1	THOMAS Nia	GBR
E2	KWEK Cherrie	SIN
E3	ARENDASOVA Daniela	CAN
E4	VAN ROOYEN COOPER Maureen	RSA
ER1	EVANS Teresa Mary	AUS
ER2	TRIKOMITI Evangelia	CYP
Line Judge 1	ADONIS Britt	NAM
Line Judge 2	WARRACK Judith	GBR
Time Judge	BUNCE Rebecca	GBR

Function	Name	CGA Code
D1	PANTAZIDOU Efthymia	GRE
D2	VEIGA VILA Berta	ESP
D3	ATRUSHKEVYCH Iuliia	UKR
D4	MOLTUBAKK Marie Margrete Hveem	NOR
DR1	DRYGALA Larissa	GER
DR2	SUTER Orane	SUI
E1	THOMAS Nia	GBR
E2	KWEK Cherrie	SIN
E3	ARENDASOVA Daniela	CAN
E4	VAN ROOYEN COOPER Maureen	RSA
ER1	EVANS Teresa Mary	AUS
ER2	TRIKOMITI Evangelia	CYP
Line Judge 1	ADONIS Britt	NAM
Line Judge 2	WARRACK Judith	GBR
Time Judge	BUNCE Rebecca	GBR



Function	Name	CGA Code
D1	PANTAZIDOU Efthymia	GRE
D2	VEIGA VILA Berta	ESP
D3	ATRUSHKEVYCH Iuliia	UKR
D4	MOLTUBAKK Marie Margrete Hveem	NOR
DR1	DRYGALA Larissa	GER
DR2	SUTER Orane	SUI
E1	THOMAS Nia	GBR
E2	KWEK Cherrie	SIN
E3	ARENDASOVA Daniela	CAN
E4	VAN ROOYEN COOPER Maureen	RSA
ER1	EVANS Teresa Mary	AUS
ER2	TRIKOMITI Evangelia	CYP
Line Judge 1	MILLS Hannah	NZL
Line Judge 2	SURRIDGE Karen	GBR
Time Judge	WARRACK Judith	GBR

Function	Name	CGA Code
D1	PANTAZIDOU Efthymia	GRE
D2	VEIGA VILA Berta	ESP
D3	ATRUSHKEVYCH Iuliia	UKR
D4	MOLTUBAKK Marie Margrete Hveem	NOR
DR1	DRYGALA Larissa	GER
DR2	SUTER Orane	SUI
E1	THOMAS Nia	GBR
E2	KWEK Cherrie	SIN
E3	ARENDASOVA Daniela	CAN
E4	VAN ROOYEN COOPER Maureen	RSA
ER1	EVANS Teresa Mary	AUS
ER2	TRIKOMITI Evangelia	CYP
Line Judge 1	MILLS Hannah	NZL
Line Judge 2	SURRIDGE Karen	GBR
Time Judge	WARRACK Judith	GBR

Reserves





Control Number	Name	CGA Code
R1	DAVIDOV Regina	ISR

Legend:
Dx Difficulty Judges (x=1-4) **DRx** Difficulty Reference Judges (x=1-2) **Ex** Execution Judges (x=1-4) **ERx** Execution Reference Judges (x=1-2)
Rx Reserve judge





Results

Rank	Bib	CGA Name					Total
			Score	Score	Score	Score	

1 CAN - Canada

105	BEZZOUBENKO Patricia	D	7.600 15.750	7.250 14.500	7.375 15.575	6.000 13.750	59.575
		E	8.150 (1)	7.250 (1)	8.200 (1)	7.800 (4)	
		P				0.050	
106	KITKARSKA Maria	D	5.800 13.500	5.875 13.675	6.575 14.475	5.800 13.700	55.350
		E	7.750 (11)	7.800 (6)	7.900 (4)	7.900 (6)	
		P	0.050				
107	KOVACS Annabelle	D	6.200 13.900	5.025 12.325	5.300 11.850	5.225 12.625	50.700
		E	7.700 (9)	7.350 (14)	6.650 (19)	7.500 (13)	
		P		0.050	0.100	0.100	
Total			43.150(1)	40.500(1)	41.900(1)	40.075(1)	141.450

2 WAL - Wales

130	HALFORD Laura	D	6.700 14.500	6.350 14.200	5.800 13.500	6.050 13.400	55.600
		E	7.800 (3)	7.900 (3)	7.700 (10)	7.650 (8)	
		P		0.050		0.300	
131	JENKINS Nikara	D	4.550 11.200	4.650 11.550	4.800 11.900	4.700 11.850	46.500
		E	6.650 (22)	6.900 (19)	7.100 (18)	7.150 (17)	
		P					
132	JONES Francesca	D	6.450 14.000	6.700 14.450	7.100 15.150	6.275 13.675	57.275
		E	7.650 (8)	7.800 (2)	8.050 (2)	7.400 (7)	
		P	0.100	0.050			
Total			39.700(3)	40.200(2)	40.550(3)	38.925(4)	136.625

3 MAS - Malaysia





116	KWAN Amy Dict Weng	D	6.650 14.400	6.025 13.625	6.100 13.750	6.200 13.750	55.525
		E	7.750 (5)	7.600 (7)	7.650 (8)	7.550 (5)	
		P					
117	POH SAN Wong	D	6.950 14.550	5.450 12.250	6.875 14.475	6.275 13.925	55.200
		E	7.700 (2)	6.800 (16)	7.600 (5)	7.650 (1)	
		P	0.100				
118	ZAIN JALANY F. Z.	D	5.250 12.300	4.600 11.300	5.500 12.800	4.725 11.675	48.075
		E	7.050 (14)	6.700 (20)	7.300 (12)	6.950 (21)	
		P					
Total			41.250(2)	37.175(5)	41.025(2)	39.350(3)	135.825

4 ENG - England

110	CESAR Mimi Isabella	D	5.300 12.850	5.625 13.225	4.950 11.300	4.850 12.450	49.825
		E	7.550 (13)	7.600 (11)	6.950 (23)	7.600 (14)	
		P			0.600		
111	HUTCHISON Lynne	D	5.300 10.950	5.250 12.900	5.850 13.350	6.250 13.900	51.100
		E	6.250 (25)	7.650 (12)	7.500 (11)	7.650 (2)	
		P	0.600				
112	SHERLOCK Stephani	D	6.400 14.150	5.775 13.525	5.800 12.550	5.600 13.200	53.425
		E	7.750 (6)	7.750 (8)	6.800 (13)	7.700 (10)	
		P			0.050	0.100	
Total			37.950(4)	39.650(3)	37.200(5)	39.550(2)	132.100



Results

Rank	Bib	CGA Name					Total
			Score	Score	Score	Score	

5 AUS - Australia

101	COHEN	Jaelle	D 5.400 12.075 E 6.675 (15) P	4.800 12.250 7.450 (15)	4.750 12.150 7.400 (15)	4.900 12.200 7.300 (16)	48.675
102	PRINCE	Danielle	D 5.800 13.600 E 7.800 (10) P	5.675 13.425 7.750 (10)	6.050 13.700 7.650 (9)	5.500 13.000 7.500 (12)	53.725
103	QUINN	Amy	D 4.400 11.050 E 6.650 (24) P	5.425 12.725 7.300 (13)	4.600 10.600 6.000 (25)	4.900 11.600 6.700 (22)	45.975
Total			36.725 (5)	38.400 (4)	36.450 (6)	36.800 (6)	126.725

6 RSA - South Africa

121	LEGOTE	Grace	D 6.000 13.400 E 7.400 (12) P	6.000 13.500 7.500 (9)	6.400 14.000 7.600 (7)	6.300 13.900 7.600 (3)	54.800
122	VAN ROOYEN	Aimee	D 4.325 10.875 E 6.550 (26) P 0.050	4.550 11.850 7.350 (18)	5.050 12.100 7.050 (16)	4.850 12.200 7.350 (15)	47.025
123	VAN ROOYEN	Julene	D 4.300 11.550 E 7.250 (17) P	3.750 10.750 7.000 (22)	4.350 11.550 7.250 (21)	4.450 11.800 7.400 (18)	45.650
Total			35.825 (6)	36.100 (6)	37.650 (4)	37.900 (5)	125.850

7 SCO - Scotland





124	BEE	Rebecca	D 4.425 11.325 E 6.950 (19) P 0.050	2.650 9.100 6.550 (27)	4.075 11.025 6.950 (24)	3.000 9.400 6.450 (26)	40.850
125	BRASH	Lauren	D 4.350 11.300 E 6.950 (20) P	4.100 11.200 7.100 (21)	5.050 12.450 7.400 (14)	4.700 11.800 7.100 (19)	46.750
126	CLOW	Victoria	D 4.125 10.475 E 6.350 (27) P	3.225 9.375 6.150 (25)	3.900 10.350 6.500 (26)	3.900 10.300 6.400 (25)	40.500
Total			33.100 (7)	29.675 (8)	33.825 (7)	31.500 (8)	109.625

8 SIN - Singapore

127	CHIA	Daphne Theresa	D 4.575 11.375 E 6.900 (18) P 0.100	3.350 8.550 5.200 (28)	4.400 11.400 7.000 (22)	4.600 11.350 6.750 (24)	42.675
128	PHAAN	Yi Lin	D 3.100 9.050 E 6.050 (28) P 0.100	2.650 9.150 6.500 (26)	3.075 9.850 6.775 (27)	2.800 9.050 6.250 (28)	37.100
129	TONG	Kah Mun	D 4.775 11.225 E 6.450 (21) P	4.650 12.100 7.450 (17)	4.600 11.600 7.000 (20)	4.525 11.725 7.200 (20)	46.650
Total			31.650 (8)	29.800 (7)	32.850 (8)	32.125 (7)	108.825



Results

Rank	Bib	CGA Name					Total
			Score	Score	Score	Score	

9 IND - India





113	BAJWA Prabhjot	D	2.600	8.300	2.225	8.075	2.800	8.950	2.200	7.600	32.925
		E	5.700	(30)	5.850	(30)	6.150	(29)	5.400	(29)	
		P									
114	BIJRAL Palak Kour	D	1.600	<u>5.600</u>	1.525	6.625	1.700	6.650	0.950	5.700	24.575
		E	4.450	(32)	5.100	(31)	5.100	(32)	4.750	(31)	
		P	0.450				0.150				
115	MITALI	D	1.875	6.950	1.750	6.500	2.250	7.700	1.000	<u>5.600</u>	26.750
		E	5.125	(31)	4.750	(32)	5.450	(31)	4.900	(32)	
		P	0.050						0.300		
Total			20.850	(9)	21.200	(9)	23.300	(9)	18.900	(9)	73.050

Note:
Underlined totals indicates starting apparatus

Legend:
 Hoop
  Ball
  Clubs
  Ribbon











Results

Rank	Name	CGA Code									Total					
			Score	Pen	Rk	Score	Pen	Rk	Score	Pen		Rk	Score	Pen	Rk	
1	BEZZOUBENKO Patricia	CAN D E	7.600	15.750	(1)	7.250	14.500	(1)	7.375	15.575	(1)	6.000	13.750	(4)	59.575	Q
2	JONES Francesca	WAL D E	6.450	14.000	(8)	6.700	14.450	(2)	7.100	15.150	(2)	6.275	13.675	(7)	57.275	Q
3	CHRISTODOULIDOU Themida	CYP D E	6.500	14.100	(7)	6.575	14.075	(4)	6.850	14.550	(3)	5.950	13.300	(9)	56.025	Q
4	THEODOULOU Pantelitsa	CYP D E	6.850	14.500	(4)	6.250	13.800	(5)	6.675	14.375	(6)	5.800	13.050	(11)	55.725	Q
5	HALFORD Laura	WAL D E	6.700	14.500	(3)	6.350	14.200	(3)	5.800	13.500	(10)	6.050	13.400	(8)	55.600	Q
6	KWAN Amy Dict Weng	MAS D E	6.650	14.400	(5)	6.025	13.625	(7)	6.100	13.750	(8)	6.200	13.750	(5)	55.525	Q
7	KITKARSKA Maria	CAN D E	5.800	13.500	(11)	5.875	13.675	(6)	6.575	14.475	(4)	5.800	13.700	(6)	55.350	Q
8	POH SAN Wong	MAS D E	6.950	14.550	(2)	5.450	12.250	(16)	6.875	14.475	(5)	6.275	13.925	(1)	55.200	Q
9	LEGOTE Grace	RSA D E	6.000	13.400	(12)	6.000	13.500	(9)	6.400	14.000	(7)	6.300	13.900	(3)	54.800	Q
10	PRINCE Danielle	AUS D E	5.800	13.600	(10)	5.675	13.425	(10)	6.050	13.700	(9)	5.500	13.000	(12)	53.725	Q
11	SHERLOCK Stephani	ENG D E	6.400	14.150	(6)	5.775	13.525	(8)	5.800	12.550	(13)	5.600	13.200	(10)	53.425	Q
12	HUTCHISON Lynne	ENG D E	5.300	10.950	(25)	5.250	12.900	(12)	5.850	13.350	(11)	6.250	13.900	(2)	51.100	Q
13	KOVACS Annabelle	CAN D E	6.200	13.900	(9)	5.025	12.325	(14)	5.300	11.850	(19)	5.225	12.625	(13)	50.700	
14	CESAR Mimi Isabella	ENG D E	5.300	12.850	(13)	5.625	13.225	(11)	4.950	11.300	(23)	4.850	12.450	(14)	49.825	
15	COHEN Jaelle	AUS D E	5.400	12.075	(15)	4.800	12.250	(15)	4.750	12.150	(15)	4.900	12.200	(16)	48.675	Q
16	ZAIN JALANY Fatin Zakirah	MAS D E	5.250	12.300	(14)	4.600	11.300	(20)	5.500	12.800	(12)	4.725	11.675	(21)	48.075	
17	VAN ROOYEN Aimee	RSA D E	4.325	10.875	(26)	4.550	11.850	(18)	5.050	12.100	(16)	4.850	12.200	(15)	47.025	Q
18	BRASH Lauren	SCO D E	4.350	11.300	(20)	4.100	11.200	(21)	5.050	12.450	(14)	4.700	11.800	(19)	46.750	Q
19	TONG Kah Mun	SIN D E	4.775	11.225	(21)	4.650	12.100	(17)	4.600	11.600	(20)	4.525	11.725	(20)	46.650	Q
20	JENKINS Nikara	WAL D E	4.550	11.200	(22)	4.650	11.550	(19)	4.800	11.900	(18)	4.700	11.850	(17)	46.500	
21	QUINN Amy	AUS D E	4.400	11.050	(24)	5.425	12.725	(13)	4.600	10.600	(25)	4.900	11.600	(22)	45.975	
22	VAN ROOYEN Julene	RSA D E	4.300	11.550	(17)	3.750	10.750	(22)	4.350	11.550	(21)	4.450	11.800	(18)	45.650	
23	COLEMAN Amelia	NZL D E	4.300	11.100	(23)	3.600	10.650	(23)	4.750	11.900	(17)	4.600	11.400	(23)	45.050	R1
24	CHIA Daphne Theresa	SIN D E	4.575	11.375	(18)	3.350	8.550	(28)	4.400	11.400	(22)	4.600	11.350	(24)	42.675	R2
25	BEE Rebecca	SCO D E	4.425	11.325	(19)	2.650	9.100	(27)	4.075	11.025	(24)	3.000	9.400	(26)	40.850	



Results

Rank Name	CGA Code													Total
		Score	Pen	Rk	Score	Pen	Rk	Score	Pen	Rk	Score	Pen	Rk	
26 MACDONALD Kelly	NZL D	4.600	11.700	(16)	3.475	10.275	(24)	3.500	9.600	(28)	3.275	9.125	(27)	40.700
		E	7.100		6.850	-0.05		6.100			6.150	-0.30		
27 CLOW Victoria	SCO D	4.125	10.475	(27)	3.225	9.375	(25)	3.900	10.350	(26)	3.900	10.300	(25)	40.500
		E	6.350		6.150			6.500	-0.05		6.400			
28 PHAAN Yi Lin	SIN D	3.100	9.050	(28)	2.650	9.150	(26)	3.075	9.850	(27)	2.800	9.050	(28)	37.100
		E	6.050	-0.10		6.500		6.775			6.250			
29 LIGHTBOURNE Gemma	BER D	2.925	8.825	(29)	2.675	8.225	(29)	3.025	8.725	(30)	2.150	7.550	(30)	33.325
		E	5.900		5.550			5.700			5.400			
30 BAJWA Prabhjot	IND D	2.600	8.300	(30)	2.225	8.075	(30)	2.800	8.950	(29)	2.200	7.600	(29)	32.925
		E	5.700		5.850			6.150			5.400			
31 MITALI	IND D	1.875	6.950	(31)	1.750	6.500	(32)	2.250	7.700	(31)	1.000	5.600	(32)	26.750
		E	5.125	-0.05		4.750		5.450			4.900	-0.30		
32 BIJRAL Palak Kour	IND D	1.600	5.600	(32)	1.525	6.625	(31)	1.700	6.650	(32)	0.950	5.700	(31)	24.575
		E	4.450	-0.45		5.100		5.100	-0.15		4.750			

Legend:			
D Difficulty	E Execution	Pen Penalty	Q Qualified for final
Rk Apparatus Rank	Rx Reserve for final		
 Hoop	 Ball	 Clubs	 Ribbon



Results



Rank	Name	CGA Code	D Score	E Score	Pen	Total
1	BEZZOUBENKO Patricia	CAN	7.600	8.150		15.750 Q
2	POH SAN Wong	MAS	6.950	7.700	0.10	14.550 Q
3	HALFORD Laura	WAL	6.700	7.800		14.500 Q
4	THEODOULOU Pantelitsa	CYP	6.850	7.650		14.500 Q
5	KWAN Amy Dict Weng	MAS	6.650	7.750		14.400 Q
6	SHERLOCK Stephani	ENG	6.400	7.750		14.150 Q
7	CHRISTODOULIDOU Themida	CYP	6.500	7.650	0.05	14.100 Q
8	JONES Francesca	WAL	6.450	7.650	0.10	14.000 Q
9	KOVACS Annabelle	CAN	6.200	7.700		13.900 R1
10	PRINCE Danielle	AUS	5.800	7.800		13.600 R2
11	KITKARSKA Maria	CAN	5.800	7.750	0.05	13.500
12	LEGOTE Grace	RSA	6.000	7.400		13.400
13	CESAR Mimi Isabella	ENG	5.300	7.550		12.850
14	ZAIN JALANY Fatin Zakirah	MAS	5.250	7.050		12.300
15	COHEN Jaelle	AUS	5.400	6.675		12.075
16	MACDONALD Kelly	NZL	4.600	7.100		11.700
17	VAN ROOYEN Julene	RSA	4.300	7.250		11.550
18	CHIA Daphne Theresa	SIN	4.575	6.900	0.10	11.375
19	BEE Rebecca	SCO	4.425	6.950	0.05	11.325
20	BRASH Lauren	SCO	4.350	6.950		11.300
21	TONG Kah Mun	SIN	4.775	6.450		11.225
22	JENKINS Nikara	WAL	4.550	6.650		11.200
23	COLEMAN Amelia	NZL	4.300	6.800		11.100
24	QUINN Amy	AUS	4.400	6.650		11.050
25	HUTCHISON Lynne	ENG	5.300	6.250	0.60	10.950
26	VAN ROOYEN Aimee	RSA	4.325	6.550		10.875
27	CLOW Victoria	SCO	4.125	6.350		10.475
28	PHAAN Yi Lin	SIN	3.100	6.050	0.10	9.050
29	LIGHTBOURNE Gemma	BER	2.925	5.900		8.825
30	BAJWA Prabhjot	IND	2.600	5.700		8.300
31	MITALI	IND	1.875	5.125	0.05	6.950
32	BIJRAL Palak Kour	IND	1.600	4.450	0.45	5.600

Legend:

D Difficulty **E** Execution **Pen** Penalty **Q** Qualified for Hoop Final **Rx** Reserve for Hoop Final

 Hoop



Results



Rank	Name	CGA Code	D Score	E Score	Pen	Total
1	BEZZOUBENKO Patricia	CAN	7.250	7.250		14.500 Q
2	JONES Francesca	WAL	6.700	7.800	0.05	14.450 Q
3	HALFORD Laura	WAL	6.350	7.900	0.05	14.200 Q
4	CHRISTODOULIDOU Themida	CYP	6.575	7.550	0.05	14.075 Q
5	THEODOULOU Pantelitsa	CYP	6.250	7.550		13.800 Q
6	KITKARSKA Maria	CAN	5.875	7.800		13.675 Q
7	KWAN Amy Dict Weng	MAS	6.025	7.600		13.625 Q
8	SHERLOCK Stephani	ENG	5.775	7.750		13.525 Q
9	LEGOTE Grace	RSA	6.000	7.500		13.500 R1
10	PRINCE Danielle	AUS	5.675	7.750		13.425 R2
11	CESAR Mimi Isabella	ENG	5.625	7.600		13.225
12	HUTCHISON Lynne	ENG	5.250	7.650		12.900
13	QUINN Amy	AUS	5.425	7.300		12.725
14	KOVACS Annabelle	CAN	5.025	7.350	0.05	12.325
15	COHEN Jaelle	AUS	4.800	7.450		12.250
16	POH SAN Wong	MAS	5.450	6.800		12.250
17	TONG Kah Mun	SIN	4.650	7.450		12.100
18	VAN ROOYEN Aimee	RSA	4.550	7.350	0.05	11.850
19	JENKINS Nikara	WAL	4.650	6.900		11.550
20	ZAIN JALANY Fatin Zakirah	MAS	4.600	6.700		11.300
21	BRASH Lauren	SCO	4.100	7.100		11.200
22	VAN ROOYEN Julene	RSA	3.750	7.000		10.750
23	COLEMAN Amelia	NZL	3.600	7.050		10.650
24	MACDONALD Kelly	NZL	3.475	6.850	0.05	10.275
25	CLOW Victoria	SCO	3.225	6.150		9.375
26	PHAAN Yi Lin	SIN	2.650	6.500		9.150
27	BEE Rebecca	SCO	2.650	6.550	0.10	9.100
28	CHIA Daphne Theresa	SIN	3.350	5.200		8.550
29	LIGHTBOURNE Gemma	BER	2.675	5.550		8.225
30	BAJWA Prabhjot	IND	2.225	5.850		8.075
31	BIJRAL Palak Kour	IND	1.525	5.100		6.625
32	MITALI	IND	1.750	4.750		6.500

Legend:

D Difficulty **E** Execution **Pen** Penalty **Q** Qualified for Ball Final **Rx** Reserve for Ball Final

 Ball



Results



Rank	Name	CGA Code	D Score	E Score	Pen	Total
1	BEZZOUBENKO Patricia	CAN	7.375	8.200		15.575 Q
2	JONES Francesca	WAL	7.100	8.050		15.150 Q
3	CHRISTODOULIDOU Themida	CYP	6.850	7.700		14.550 Q
4	KITKARSKA Maria	CAN	6.575	7.900		14.475 Q
5	POH SAN Wong	MAS	6.875	7.600		14.475 Q
6	THEODOULOU Pantelitsa	CYP	6.675	7.700		14.375 Q
7	LEGOTE Grace	RSA	6.400	7.600		14.000 Q
8	KWAN Amy Dict Weng	MAS	6.100	7.650		13.750 Q
9	PRINCE Danielle	AUS	6.050	7.650		13.700 R1
10	HALFORD Laura	WAL	5.800	7.700		13.500 R2
11	HUTCHISON Lynne	ENG	5.850	7.500		13.350
12	ZAIN JALANY Fatin Zakirah	MAS	5.500	7.300		12.800
13	SHERLOCK Stephani	ENG	5.800	6.800	0.05	12.550
14	BRASH Lauren	SCO	5.050	7.400		12.450
15	COHEN Jaelle	AUS	4.750	7.400		12.150
16	VAN ROOYEN Aimee	RSA	5.050	7.050		12.100
17	COLEMAN Amelia	NZL	4.750	7.150		11.900
18	JENKINS Nikara	WAL	4.800	7.100		11.900
19	KOVACS Annabelle	CAN	5.300	6.650	0.10	11.850
20	TONG Kah Mun	SIN	4.600	7.000		11.600
21	VAN ROOYEN Julene	RSA	4.350	7.250	0.05	11.550
22	CHIA Daphne Theresa	SIN	4.400	7.000		11.400
23	CESAR Mimi Isabella	ENG	4.950	6.950	0.60	11.300
24	BEE Rebecca	SCO	4.075	6.950		11.025
25	QUINN Amy	AUS	4.600	6.000		10.600
26	CLOW Victoria	SCO	3.900	6.500	0.05	10.350
27	PHAAN Yi Lin	SIN	3.075	6.775		9.850
28	MACDONALD Kelly	NZL	3.500	6.100		9.600
29	BAJWA Prabhjot	IND	2.800	6.150		8.950
30	LIGHTBOURNE Gemma	BER	3.025	5.700		8.725
31	MITALI	IND	2.250	5.450		7.700
32	BIJRAL Palak Kour	IND	1.700	5.100	0.15	6.650

Legend:

D Difficulty

E Execution

Pen Penalty

Q Qualified for Clubs Final

Rx Reserve for Clubs Final





Results



Rank	Name	CGA Code	D Score	E Score	Pen	Total
1	POH SAN Wong	MAS	6.275	7.650		13.925 Q
2	HUTCHISON Lynne	ENG	6.250	7.650		13.900 Q
3	LEGOTE Grace	RSA	6.300	7.600		13.900 Q
4	BEZZOUBENKO Patricia	CAN	6.000	7.800	0.05	13.750 Q
5	KWAN Amy Dict Weng	MAS	6.200	7.550		13.750 Q
6	KITKARSKA Maria	CAN	5.800	7.900		13.700 Q
7	JONES Francesca	WAL	6.275	7.400		13.675 Q
8	HALFORD Laura	WAL	6.050	7.650	0.30	13.400 Q
9	CHRISTODOULIDOU Themida	CYP	5.950	7.450	0.10	13.300 R1
10	SHERLOCK Stephani	ENG	5.600	7.700	0.10	13.200 R2
11	THEODOULOU Pantelitsa	CYP	5.800	7.250		13.050
12	PRINCE Danielle	AUS	5.500	7.500		13.000
13	KOVACS Annabelle	CAN	5.225	7.500	0.10	12.625
14	CESAR Mimi Isabella	ENG	4.850	7.600		12.450
15	VAN ROOYEN Aimee	RSA	4.850	7.350		12.200
16	COHEN Jaelle	AUS	4.900	7.300		12.200
17	JENKINS Nikara	WAL	4.700	7.150		11.850
18	VAN ROOYEN Julene	RSA	4.450	7.400	0.05	11.800
19	BRASH Lauren	SCO	4.700	7.100		11.800
20	TONG Kah Mun	SIN	4.525	7.200		11.725
21	ZAIN JALANY Fatin Zakirah	MAS	4.725	6.950		11.675
22	QUINN Amy	AUS	4.900	6.700		11.600
23	COLEMAN Amelia	NZL	4.600	6.800		11.400
24	CHIA Daphne Theresa	SIN	4.600	6.750		11.350
25	CLOW Victoria	SCO	3.900	6.400		10.300
26	BEE Rebecca	SCO	3.000	6.450	0.05	9.400
27	MACDONALD Kelly	NZL	3.275	6.150	0.30	9.125
28	PHAAN Yi Lin	SIN	2.800	6.250		9.050
29	BAJWA Prabhjot	IND	2.200	5.400		7.600
30	LIGHTBOURNE Gemma	BER	2.150	5.400		7.550
31	BIJRAL Palak Kour	IND	0.950	4.750		5.700
32	MITALI	IND	1.000	4.900	0.30	5.600

Legend:

D Difficulty

E Execution

Pen Penalty

Q Qualified for Ribbon Final

Rx Reserve for Ribbon Final





Tie-Break Report



Rank	Bib	Name	CGA Code	Total	Execution Score	Difficulty Score
3	130	HALFORD Laura	WAL	14.500	7.800	
4	109	THEODOULOU Pantelitsa	CYP	14.500	7.650	

Note:

Tie-break rules

Ties will be broken by the following criteria:

1. The highest Execution score
2. The highest Difficulty score
3. If the gymnasts remain tied they will share the same classification

Legend:





Tie-Break Report



Rank	Bib	Name	CGA Code	Total	Execution Score	Difficulty Score
15	101	COHEN Jaelle	AUS	12.250	7.450	
16	117	POH SAN Wong	MAS	12.250	6.800	

Note:

Tie-break rules

Ties will be broken by the following criteria:

1. The highest Execution score
2. The highest Difficulty score
3. If the gymnasts remain tied they will share the same classification

Legend:





Tie-Break Report



Rank	Bib	Name	CGA Code	Total	Execution Score	Difficulty Score
4	106	KITKARSKA Maria	CAN	14.475	7.900	
5	117	POH SAN Wong	MAS	14.475	7.600	
17	119	COLEMAN Amelia	NZL	11.900	7.150	
18	131	JENKINS Nikara	WAL	11.900	7.100	

Note:

Tie-break rules

Ties will be broken by the following criteria:

1. The highest Execution score
2. The highest Difficulty score
3. If the gymnasts remain tied they will share the same classification

Legend:





Tie-Break Report



Rank	Bib	Name	CGA Code	Total	Execution Score	Difficulty Score
2	111	HUTCHISON Lynne	ENG	13.900	7.650	
3	121	LEGOTE Grace	RSA	13.900	7.600	
4	105	BEZZOUBENKO Patricia	CAN	13.750	7.800	
5	116	KWAN Amy Dict Weng	MAS	13.750	7.550	
15	122	VAN ROOYEN Aimee	RSA	12.200	7.350	
16	101	COHEN Jaelle	AUS	12.200	7.300	
18	123	VAN ROOYEN Julene	RSA	11.800	7.400	
19	125	BRASH Lauren	SCO	11.800	7.100	

Note:

Tie-break rules

Ties will be broken by the following criteria:

1. The highest Execution score
2. The highest Difficulty score
3. If the gymnasts remain tied they will share the same classification

Legend:





List of Qualifiers

Qualifying Order	Bib	Name	CGA Code	Qualification Score
1	105	BEZZOUBENKO Patricia	CAN	59.575
2	132	JONES Francesca	WAL	57.275
3	108	CHRISTODOULIDOU Themida	CYP	56.025
4	109	THEODOULOU Pantelitsa	CYP	55.725
5	130	HALFORD Laura	WAL	55.600
6	116	KWAN Amy Dict Weng	MAS	55.525
7	106	KITKARSKA Maria	CAN	55.350
8	117	POH SAN Wong	MAS	55.200
9	121	LEGOTE Grace	RSA	54.800
10	102	PRINCE Danielle	AUS	53.725
11	112	SHERLOCK Stephani	ENG	53.425
12	111	HUTCHISON Lynne	ENG	51.100
13	101	COHEN Jaelle	AUS	48.675
14	122	VAN ROOYEN Aimee	RSA	47.025
15	125	BRASH Lauren	SCO	46.750
16	129	TONG Kah Mun	SIN	46.650
Reserves				
R1	119	COLEMAN Amelia	NZL	45.050
R2	127	CHIA Daphne Theresa	SIN	42.675

Legend:
RX Reserve for All-Around Final



Judges Assignments

Superior Jury

ACOSTA RODRIGUEZ Laura Patricia
 BOUROVA Roumiana Stoianova
 VELTCHEVA Daniela Alexandrova
 KIM Ji Young
 VYNOGRADNA Lidia

MEX Technical Delegate
 BEL Difficulty Supervisor
 BUL Difficulty Supervisor
 KOR Execution Supervisor
 UKR Execution Supervisor



Function	Name	CGA Code
D1	ATRUSHKEVYCH Iuliia	UKR
D2	MOLTUBAKK Marie Margrete Hveem	NOR
D3	VEIGA VILA Berta	ESP
D4	PANTAZIDOU Efthymia	GRE
DR1	DRYGALA Larissa	GER
DR2	SUTER Orane	SUI
E1	THOMAS Nia	GBR
E2	DAVIDOV Regina	ISR
E3	ARENDASOVA Daniela	CAN
E4	KWEK Cherrie	SIN
ER1	EVANS Teresa Mary	AUS
ER2	TRIKOMITI Evangelia	CYP
Line Judge 1	WARRACK Judith	GBR
Line Judge 2	BUNCE Rebecca	GBR
Time Judge	MILLS Hannah	NZL

Function	Name	CGA Code
D1	ATRUSHKEVYCH Iuliia	UKR
D2	MOLTUBAKK Marie Margrete Hveem	NOR
D3	VEIGA VILA Berta	ESP
D4	PANTAZIDOU Efthymia	GRE
DR1	DRYGALA Larissa	GER
DR2	SUTER Orane	SUI
E1	THOMAS Nia	GBR
E2	DAVIDOV Regina	ISR
E3	ARENDASOVA Daniela	CAN
E4	KWEK Cherrie	SIN
ER1	EVANS Teresa Mary	AUS
ER2	TRIKOMITI Evangelia	CYP
Line Judge 1	WARRACK Judith	GBR
Line Judge 2	BUNCE Rebecca	GBR
Time Judge	MILLS Hannah	NZL



Function	Name	CGA Code
D1	ATRUSHKEVYCH Iuliia	UKR
D2	MOLTUBAKK Marie Margrete Hveem	NOR
D3	VEIGA VILA Berta	ESP
D4	PANTAZIDOU Efthymia	GRE
DR1	DRYGALA Larissa	GER
DR2	SUTER Orane	SUI
E1	THOMAS Nia	GBR
E2	DAVIDOV Regina	ISR
E3	ARENDASOVA Daniela	CAN
E4	KWEK Cherrie	SIN
ER1	EVANS Teresa Mary	AUS
ER2	TRIKOMITI Evangelia	CYP
Line Judge 1	WARRACK Judith	GBR
Line Judge 2	BUNCE Rebecca	GBR
Time Judge	MILLS Hannah	NZL

Function	Name	CGA Code
D1	ATRUSHKEVYCH Iuliia	UKR
D2	MOLTUBAKK Marie Margrete Hveem	NOR
D3	VEIGA VILA Berta	ESP
D4	PANTAZIDOU Efthymia	GRE
DR1	DRYGALA Larissa	GER
DR2	SUTER Orane	SUI
E1	THOMAS Nia	GBR
E2	DAVIDOV Regina	ISR
E3	ARENDASOVA Daniela	CAN
E4	KWEK Cherrie	SIN
ER1	EVANS Teresa Mary	AUS
ER2	TRIKOMITI Evangelia	CYP
Line Judge 1	WARRACK Judith	GBR
Line Judge 2	BUNCE Rebecca	GBR
Time Judge	MILLS Hannah	NZL

Reserves

Control Number	Name	CGA Code
R1	VAN ROOYEN COOPER Maureen	RSA

Legend:





Dx Difficulty Judges (x=1-4)
 DRx Difficulty Reference Judges (x=1-2)
 Ex Execution Judges (x=1-4)
 ERx Execution Reference Judges (x=1-2)





Rx Reserve judge

Hoop
 Ball
 Clubs
 Ribbon



Results

Rank Name	CGA Code					Total
		Score Pen Rk	Score Pen Rk	Score Pen Rk	Score Pen Rk	
1 BEZZOUBENKO Patricia	CAN D	6.925 14.175 (5)	7.250 15.200 (1)	7.350 15.000 (1)	6.850 14.800 (1)	59.175
	E	7.300 -0.05	7.950	7.650	8.000 -0.05	
2 JONES Francesca	WAL D	6.400 14.250 (2)	6.300 14.200 (2)	6.800 14.700 (2)	6.400 14.200 (2)	57.350
	E	7.950 -0.10	7.950 -0.05	7.900	7.800	
3 HALFORD Laura	WAL D	6.650 14.500 (1)	6.175 13.975 (6)	6.550 14.500 (3)	5.750 13.250 (6)	56.225
	E	7.850	7.850 -0.05	7.950	7.800 -0.30	
4 POH SAN Wong	MAS D	6.550 14.250 (2)	6.225 14.025 (5)	6.200 13.400 (6)	6.400 14.200 (2)	55.875
	E	7.750 -0.05	7.800	7.200	7.800	
5 THEODOULOU Pantelitsa	CYP D	6.500 14.250 (2)	6.075 13.725 (7)	6.700 14.300 (4)	5.625 12.825 (9)	55.100
	E	7.750	7.650	7.600	7.200	
6 KWAN Amy Dict Weng	MAS D	6.200 14.050 (6)	6.150 14.050 (3)	5.500 12.700 (10)	5.425 12.675 (12)	53.475
	E	7.850	7.900	7.200	7.250	
7 CHRISTODOULIDOU Themida	CYP D	5.825 13.325 (9)	6.350 14.050 (3)	6.275 13.075 (9)	5.275 12.775 (10)	53.225
	E	7.500	7.700	6.850 -0.05	7.500	
8 KITKARSKA Maria	CAN D	5.650 13.200 (10)	5.300 13.000 (10)	6.200 13.500 (5)	5.700 13.350 (5)	53.050
	E	7.600 -0.05	7.700	7.300	7.650	
9 PRINCE Danielle	AUS D	4.950 12.500 (12)	5.400 12.900 (11)	5.675 13.325 (7)	5.500 13.000 (7)	51.725
	E	7.550	7.500	7.650	7.500	
10 LEGOTE Grace	RSA D	6.100 13.700 (7)	5.650 13.100 (8)	5.550 10.750 (16)	6.300 13.850 (4)	51.400
	E	7.600	7.450	6.000 -0.80	7.550	
11 SHERLOCK Stephani	ENG D	5.950 13.550 (8)	5.475 13.025 (9)	5.200 12.050 (11)	5.100 12.550 (13)	51.175
	E	7.600	7.550	6.850	7.500 -0.05	
12 HUTCHISON Lynne	ENG D	5.400 12.900 (11)	4.950 11.950 (12)	5.825 13.275 (8)	5.550 12.900 (8)	51.025
	E	7.500	7.000	7.450	7.350	
13 TONG Kah Mun	SIN D	4.650 11.850 (14)	4.450 11.750 (13)	4.550 11.800 (14)	5.300 12.700 (11)	48.100
	E	7.200	7.300	7.250	7.400	
14 COHEN Jaelle	AUS D	4.800 12.050 (13)	4.400 11.600 (15)	4.650 11.850 (13)	4.500 11.550 (14)	47.050
	E	7.250	7.200	7.200	7.050	
15 VAN ROOYEN Aimee	RSA D	4.300 11.450 (15)	4.650 11.750 (13)	5.050 12.000 (12)	3.825 10.625 (16)	45.825
	E	7.150	7.100	6.950	6.800	
16 BRASH Lauren	SCO D	4.100 10.800 (16)	4.300 11.350 (16)	4.500 11.400 (15)	4.275 11.325 (15)	44.875
	E	6.700	7.050	6.900	7.050	

Legend:			
D Difficulty	E Execution	Pen Penalty	
 Hoop	 Ball	 Clubs	 Ribbon



List of Qualifiers



Qualifying Order	Bib Name	CGA Code	Qual. Score	Qualifying Order	Bib Name	CGA Code	Qual. Score
1	105 BEZZOUBENKO Patricia	CAN	15.750	1	105 BEZZOUBENKO Patricia	CAN	14.500
2	117 POH SAN Wong	MAS	14.550	2	132 JONES Francesca	WAL	14.450
3	130 HALFORD Laura	WAL	14.500	3	130 HALFORD Laura	WAL	14.200
4	109 THEODOULOU Pantelitsa	CYP	14.500	4	108 CHRISTODOULIDOU Themida	CYP	14.075
5	116 KWAN Amy Dict Weng	MAS	14.400	5	109 THEODOULOU Pantelitsa	CYP	13.800
6	112 SHERLOCK Stephani	ENG	14.150	6	106 KITKARSKA Maria	CAN	13.675
7	108 CHRISTODOULIDOU Themida	CYP	14.100	7	116 KWAN Amy Dict Weng	MAS	13.625
8	132 JONES Francesca	WAL	14.000	8	112 SHERLOCK Stephani	ENG	13.525
Reserves				Reserves			
R1	107 KOVACS Annabelle	CAN	13.900	R1	121 LEGOTE Grace	RSA	13.500
R2	102 PRINCE Danielle	AUS	13.600	R2	102 PRINCE Danielle	AUS	13.425



Qualifying Order	Bib Name	CGA Code	Qual. Score	Qualifying Order	Bib Name	CGA Code	Qual. Score
1	105 BEZZOUBENKO Patricia	CAN	15.575	1	117 POH SAN Wong	MAS	13.925
2	132 JONES Francesca	WAL	15.150	2	111 HUTCHISON Lynne	ENG	13.900
3	108 CHRISTODOULIDOU Themida	CYP	14.550	3	121 LEGOTE Grace	RSA	13.900
4	106 KITKARSKA Maria	CAN	14.475	4	105 BEZZOUBENKO Patricia	CAN	13.750
5	117 POH SAN Wong	MAS	14.475	5	116 KWAN Amy Dict Weng	MAS	13.750
6	109 THEODOULOU Pantelitsa	CYP	14.375	6	106 KITKARSKA Maria	CAN	13.700
7	121 LEGOTE Grace	RSA	14.000	7	132 JONES Francesca	WAL	13.675
8	116 KWAN Amy Dict Weng	MAS	13.750	8	130 HALFORD Laura	WAL	13.400
Reserves				Reserves			
R1	102 PRINCE Danielle	AUS	13.700	R1	108 CHRISTODOULIDOU Themida	CYP	13.300
R2	130 HALFORD Laura	WAL	13.500	R2	112 SHERLOCK Stephani	ENG	13.200

Legend:

RX Reserve



Hoop



Ball



Clubs



Ribbon



Judges Assignments

Superior Jury

ACOSTA RODRIGUEZ Laura Patricia
BOUROVA Roumiana Stoianova
VELTCHEVA Daniela Alexandrova
KIM Ji Young
VYNOGRADNA Lidiia

MEX Technical Delegate
BEL Difficulty Supervisor
BUL Difficulty Supervisor
KOR Execution Supervisor
UKR Execution Supervisor



Function	Name	CGA Code
D1	MOLTUBAKK Marie Margrete Hveem	NOR
D2	VEIGA VILA Berta	ESP
D3	PANTAZIDOU Efthymia	GRE
D4	ATRUSHKEVYCH Iuliia	UKR
DR1	DRYGALA Larissa	GER
DR2	SUTER Orane	SUI
E1	KWEK Cherrie	SIN
E2	VAN ROOYEN COOPER Maureen	RSA
E3	THOMAS Nia	GBR
E4	ARENDASOVA Daniela	CAN
ER1	EVANS Teresa Mary	AUS
ER2	TRIKOMITI Evangelia	CYP
Line Judge 1	MILLS Hannah	NZL
Line Judge 2	ADONIS Britt	NAM
Time Judge	HAWKINS Vicki Suzanne	GBR

Function	Name	CGA Code
D1	MOLTUBAKK Marie Margrete Hveem	NOR
D2	VEIGA VILA Berta	ESP
D3	PANTAZIDOU Efthymia	GRE
D4	ATRUSHKEVYCH Iuliia	UKR
DR1	DRYGALA Larissa	GER
DR2	SUTER Orane	SUI
E1	KWEK Cherrie	SIN
E2	VAN ROOYEN COOPER Maureen	RSA
E3	THOMAS Nia	GBR
E4	ARENDASOVA Daniela	CAN
ER1	EVANS Teresa Mary	AUS
ER2	TRIKOMITI Evangelia	CYP
Line Judge 1	MILLS Hannah	NZL
Line Judge 2	ADONIS Britt	NAM
Time Judge	HAWKINS Vicki Suzanne	GBR



Function	Name	CGA Code
D1	PANTAZIDOU Efthymia	GRE
D2	VEIGA VILA Berta	ESP
D3	ATRUSHKEVYCH Iuliia	UKR
D4	MOLTUBAKK Marie Margrete Hveem	NOR
DR1	DRYGALA Larissa	GER
DR2	SUTER Orane	SUI
E1	ARENDASOVA Daniela	CAN
E2	VAN ROOYEN COOPER Maureen	RSA
E3	KWEK Cherrie	SIN
E4	THOMAS Nia	GBR
ER1	EVANS Teresa Mary	AUS
ER2	TRIKOMITI Evangelia	CYP
Line Judge 1	MILLS Hannah	NZL
Line Judge 2	ADONIS Britt	NAM
Time Judge	HAWKINS Vicki Suzanne	GBR

Function	Name	CGA Code
D1	PANTAZIDOU Efthymia	GRE
D2	VEIGA VILA Berta	ESP
D3	ATRUSHKEVYCH Iuliia	UKR
D4	MOLTUBAKK Marie Margrete Hveem	NOR
DR1	DRYGALA Larissa	GER
DR2	SUTER Orane	SUI
E1	ARENDASOVA Daniela	CAN
E2	VAN ROOYEN COOPER Maureen	RSA
E3	KWEK Cherrie	SIN
E4	THOMAS Nia	GBR
ER1	EVANS Teresa Mary	AUS
ER2	TRIKOMITI Evangelia	CYP
Line Judge 1	MILLS Hannah	NZL
Line Judge 2	ADONIS Britt	NAM
Time Judge	HAWKINS Vicki Suzanne	GBR





Reserves

Control Number	Name	CGA Code
R1	DAVIDOV Regina	ISR

Legend:

Dx Difficulty Judges (x=1-4) **DRx** Difficulty Reference Judges (x=1-2) **Ex** Execution Judges (x=1-4) **ERx** Execution Reference Judges (x=1-2)

Rx Reserve judge

 Hoop  Ball  Clubs  Ribbon



Results



Rank	Name	CGA Code	D Score	E Score	Pen	Total
1	BEZZOUBENKO Patricia	CAN	7.000	7.800		14.800
2	JONES Francesca	WAL	6.750	8.050	0.05	14.750
3	POH SAN Wong	MAS	6.800	7.850		14.650
4	THEODOULOU Pantelitsa	CYP	6.700	7.800		14.500
5	HALFORD Laura	WAL	6.450	7.800		14.250
6	KWAN Amy Dict Weng	MAS	6.450	7.750		14.200
7	SHERLOCK Stephani	ENG	6.175	7.700		13.875
8	CHRISTODOULIDOU Themida	CYP	6.450	7.200	0.40	13.250

Legend:

D Difficulty

E Execution

Pen Penalty



Hoop



Results



Rank	Name	CGA Code	D Score	E Score	Pen	Total
1	BEZZOUBENKO Patricia	CAN	7.150	8.100		15.250
2	JONES Francesca	WAL	6.775	8.100		14.875
3	HALFORD Laura	WAL	6.600	7.950		14.550
4	CHRISTODOULIDOU Themida	CYP	6.300	7.800	0.05	14.050
5	KWAN Amy Dict Weng	MAS	5.850	7.800		13.650
6	THEODOULOU Pantelitsa	CYP	6.000	7.600		13.600
7	SHERLOCK Stephani	ENG	5.250	7.700		12.950
8	KITKARSKA Maria	CAN	5.250	7.550		12.800

Legend:

D Difficulty

E Execution

Pen Penalty

 Ball



Results



Rank	Name	CGA Code	D Score	E Score	Pen	Total
1	BEZZOUBENKO Patricia	CAN	7.250	8.100		15.350
2	JONES Francesca	WAL	6.800	8.000		14.800
3	CHRISTODOULIDOU Themida	CYP	6.550	7.750		14.300
4	THEODOULOU Pantelitsa	CYP	6.550	7.600		14.150
5	LEGOTE Grace	RSA	6.400	7.650		14.050
6	KITKARSKA Maria	CAN	6.200	7.800		14.000
7	KWAN Amy Dict Weng	MAS	6.000	7.900		13.900
8	POH SAN Wong	MAS	5.875	7.500		13.375

Legend:

D Difficulty

E Execution

Pen Penalty



Clubs



Results



Rank	Name	CGA Code	D Score	E Score	Pen	Total
1	JONES Francesca	WAL	6.500	8.000		14.500
2	POH SAN Wong	MAS	6.400	7.850		14.250
3	BEZZOUBENKO Patricia	CAN	5.950	7.900	0.05	13.800
4	KWAN Amy Dict Weng	MAS	5.750	7.850		13.600
5	HUTCHISON Lynne	ENG	5.900	7.650		13.550
6	KITKARSKA Maria	CAN	5.575	7.800		13.375
7	LEGOTE Grace	RSA	5.800	7.300		13.100
8	HALFORD Laura	WAL	5.300	7.550		12.850

Legend:

D Difficulty

E Execution

Pen Penalty



Ribbon