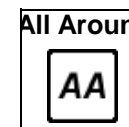
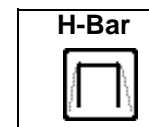
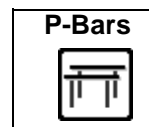
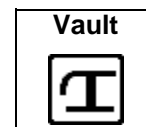
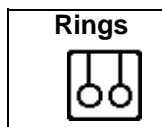


# 2016 English Championship

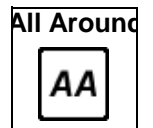
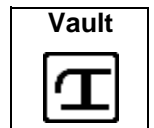
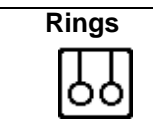
## Mens Artistic



MAG 12U

No	Name	Club	Comp	D	FX		D	PH		D	SR		D	VT		D	PB		D	HB		AA		
19	Jamie	Brennan	Harrow	MAG 12U	3.9	12.900	4 =	4.0	12.150	1	2.5	11.400	6 =	3.6	12.550	5	3.8	12.900	2	2.5	11.150	5	73.050	1
82	Jack	Stanley	Leeds	MAG 12U	4.3	13.000	2 =	3.6	11.700	2	2.2	11.000	23 =	3.6	12.600	4	3.7	13.000	1	2.3	9.750	33 =	71.050	2
76	Scott	Gordon-Menzies	Tolworth	MAG 12U	4.1	12.300	24 =	3.0	10.900	7 =	2.9	11.650	2 =	3.6	12.250	6	3.5	12.750	3 =	2.3	11.100	6 =	70.950	3
18	Lazarus	Benjamin	Bury	MAG 12U	4.0	12.700	10 =	2.5	11.250	4	2.5	12.000	1	2.6	11.650	20 =	3.4	11.050	48 =	3.4	11.900	1	70.550	4
16	Finlay	Dunne	Bury	MAG 12U	4.1	13.000	2 =	3.8	10.300	14 =	2.5	11.650	2 =	3.6	12.200	7	3.7	12.750	3 =	2.4	10.500	19 =	70.400	5
1	Charlie	Harvey-Lloyd	Pipers Vale	MAG 12U	4.0	11.900	38 =	3.0	10.450	12	2.5	11.400	6 =	3.6	12.750	2 =	3.9	12.650	9	1.9	10.900	11	70.050	6
33	Frederick	Nelson	City Of Newcastle	MAG 12U	4.2	12.400	22	3.1	10.650	9	2.5	10.500	43 =	4.4	13.150	1	3.9	12.450	11	2.3	10.700	15	69.850	7
79	Joshua	Porter	Woking	MAG 12U	3.5	12.700	10 =	1.4	10.000	22 =	2.2	11.450	5	2.8	11.650	20 =	3.2	12.800	3 =	2.2	10.500	19 =	69.100	8
91	Danny	Crouch	South Essex	MAG 12U	4.1	12.650	13 =	2.6	10.250	17 =	2.2	10.850	30 =	3.6	12.100	9	3.3	12.350	12 =	2.0	10.850	12	69.050	9
83	Kieran	Burch	Huntingdon Olympic	MAG 12U	4.0	12.650	13 =	2.6	9.600	27	2.3	11.000	23 =	3.6	12.750	2 =	3.7	11.800	28 =	2.6	11.050	9	68.850	10 =
73	Winston	Powell	City of Birmingham	MAG 12U	3.8	13.050	1	2.5	9.650	26	1.8	10.800	32 =	3.0	11.500	27	3.4	12.750	5 =	2.2	11.100	6 =	68.850	10 =
95	Alex	Morris	City Of Manchester	MAG 12U	3.7	12.900	4 =	3.1	10.500	11	2.1	11.250	12 =	2.0	11.250	38 =	3.0	12.550	10	2.1	10.200	24	68.650	12
98	Nathan	Todosijczuk	City Of Manchester	MAG 12U	3.7	12.100	34	3.1	11.150	5	2.1	11.100	18 =	2.0	11.150	46 =	3.4	12.250	15 =	1.9	10.600	17	68.350	13
29	Anton	Adewale	Hawth	MAG 12U	4.5	11.850	41 =	3.0	11.000	6	2.4	11.300	10 =	3.6	11.150	46 =	3.5	12.150	18 =	2.2	10.750	13 =	68.200	14
80	Laurence	Butler	Woking	MAG 12U	3.8	12.350	23	1.4	10.250	17 =	2.4	11.300	10 =	2.0	11.250	38 =	3.5	11.500	35	1.9	11.000	10	67.650	15
106	Nimeire	Mavounda	Hendon	MAG 12U	4.2	11.900	38 =	3.1	9.450	29 =	2.5	11.000	23 =	2.8	11.700	16 =	3.0	12.250	15 =	2.5	11.300	3	67.600	16
17	Joshua	Binns	Bury	MAG 12U	3.9	12.700	10 =	3.6	11.400	3	2.5	11.500	4	2.0	10.900	55	3.7	11.050	48 =	1.9	9.900	30	67.450	17
96	Jacob	Mairs-McKenzie	City Of Manchester	MAG 12U	3.6	12.250	28 =	2.4	10.300	14 =	2.1	10.000	54 =	2.8	11.550	22 =	3.3	11.850	26 =	2.4	11.450	2	67.400	18 =
92	TKhai	Phillips	South Essex	MAG 12U	3.8	11.300	54	2.6	10.250	17 =	2.2	10.900	29	3.0	11.550	22 =	3.3	12.300	14	2.2	11.100	4 =	67.400	18 =
9	Liam	Jury	Notts	MAG 12U	3.9	12.550	17 =	2.0	10.200	21	2.0	10.700	38 =	2.8	11.700	16 =	3.2	11.900	24 =	2.0	9.950	27 =	67.000	20
14	Patrick	Watkinson	Diamonds	MAG 12U	3.5	12.750	7 =	3.4	9.250	33 =	2.4	11.000	23 =	2.0	11.350	32 =	3.4	11.700	31 =	1.9	10.750	13 =	66.800	21
75	Jamie	Lakin	Tolworth	MAG 12U	3.5	12.650	13 =	2.3	10.000	22 =	2.2	11.150	15 =	2.0	10.800	58	3.0	11.700	31 =	1.8	10.350	23	66.650	22
84	Niall	Hooton	Huntingdon Olympic	MAG 12U	3.8	12.650	13 =	1.8	9.150	36 =	2.2	10.950	27 =	2.0	11.250	38 =	3.4	12.050	20 =	2.0	9.950	27 =	66.000	23
15	Simon	Toussaint	Diamonds	MAG 12U	3.7	12.750	7 =	3.4	8.900	43	2.6	11.050	22	2.8	11.300	36 =	3.5	11.400	36 =	2.0	10.550	18	65.950	24 =
85	Ryan	Cirino	Huntingdon Olympic	MAG 12U	3.8	11.950	36 =	3.1	7.300	51 =	2.3	10.600	42 =	2.8	12.050	10 =	3.6	12.800	3 =	2.3	11.250	4	65.950	24 =
88	Michael	Ridgway	Marriotts	MAG 12U	4.1	12.450	20 =	3.1	8.200	49	2.3	10.750	35 =	2.8	11.700	16 =	3.7	12.050	20 =	2.0	10.650	16	65.800	26
93	Gregor	Belousov	Waveney	MAG 12U	3.6	11.900	38 =	3.0	8.850	44	2.1	11.250	12 =	2.0	11.550	22 =	3.3	12.350	12 =	1.6	9.850	31 =	65.750	27
3	Luca	Hammond	Pipers Vale	MAG 12U	4.2	11.600	47 =	3.3	9.250	33 =	2.3	10.750	35 =	2.8	11.550	22 =	3.4	12.250	15 =	1.9	9.700	35	65.100	28
105	Alexander	Yolshina-Cash	Rugby	MAG 12U	3.9	12.250	28 =	2.9	9.500	28	2.4	10.250	45 =	2.8	11.900	13 =	3.3	11.800	28 =	1.5	8.650	40	64.350	29
22	Oliver	Snook	Baskerville	MAG 12U	4.2	11.350	53	3.6	10.400	13	2.4	10.100	50 =	2.8	11.700	16 =	3.4	11.600	33 =	2.2	9.000	37	64.150	30
104	Luke	Marsh	Rugby	MAG 12U	3.9	11.400	51 =	2.6	9.850	24	2.4	9.850	56	2.0	11.200	44 =	3.5	12.700	8	1.9	8.950	38	63.950	31
72	Thomas	Hobbins	City of Birmingham	MAG 12U	3.9	12.300	24 =	2.0	9.450	29 =	2.2	11.350	9	2.0	11.250	38 =	3.4	10.900	51	1.3	8.600	41	63.850	32 =
74	Orlando	Thompson	City of Birmingham	MAG 12U	3.8	11.050	56	2.5	10.250	17 =	2.2	11.100	18 =	2.0	11.150	46 =	3.3	11.400	36 =	1.8	8.900	39	63.850	32 =
26	Nathaniel	Pye	Southport YMCA	MAG 12U	3.7	12.550	17 =	3.1	8.500	46 =	2.2	10.100	50 =	2.0	11.400	29 =	3.2	11.100	46 =	2.4	10.000	26	63.650	34
86	Bradley	Cooper	Huntingdon Olympic	MAG 12U	3.8	12.150	33	1.8	9.150	36 =	1.9	11.100	18 =	2.0	11.350	32 =	3.4	11.400	36 =	1.7	8.350	43	63.500	35
78	Christian	Fuoco	Woking	MAG 12U	3.7	12.000	35	1.4	9.100	39 =	1.9	11.150	15 =	2.0	11.350	32 =	3.2	11.350	40	1.7	8.450	42	63.400	36
27	Toby	Splain	Bulmershe	MAG 12U	3.5	12.200	30 =	3.0	10.300	14 =	1.9	10.800	32 =	2.0	11.150	46 =	3.4	11.850	26 =	1.2	7.050	52	63.350	37 =
31	Linus	Carminger	Hawth	MAG 12U	3.7	12.200	30 =	2.4	9.750	25 =	2.2	10.050	53	2.0	11.450	28	3.4	11.800	28 =	1.7	8.100	45 =	63.350	37 =
25	Freddie	Boardman	Southport YMCA	MAG 12U	3.4	12.300	24 =	1.8	7.350	50	1.9	11.100	18 =	2.0	11.400	29 =	3.4	11.600	33 =	1.8	9.300	36	63.050	39

# 2016 English Championship Mens Artistic

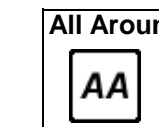
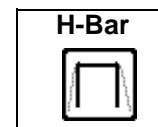
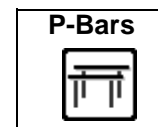
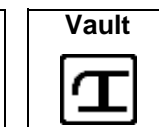
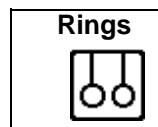


21	Samurai	Gayle	Harrow	MAG 12U	3.5	12.450	20 =	2.3	6.550	54 =	2.2	11.400	6 =	2.0	11.550	22 =	3.4	10.700	53 =	1.5	10.050	25 =	62.700	40 =
94	Brodie	Davis	Waveney	MAG 12U	3.5	12.500	19 =	3.0	9.100	39 =	2.1	10.500	43 =	2.8	10.650	59 =	3.3	11.400	36 =	1.8	7.700	50 =	61.850	41 =
89	Anton	Anderson	South Essex	MAG 12U	3.9	11.250	55 =	1.8	5.100	57 =	2.4	10.700	38 =	2.8	12.000	12 =	3.5	12.150	18 =	2.3	10.500	19 =	61.700	42 =
34	George	Ross	City Of Newcastle	MAG 12U	4.2	10.600	60 =	3.0	9.300	31 =	2.4	10.000	54 =	3.6	12.150	8 =	3.9	9.100	57 =	2.3	10.450	22 =	61.600	43 =
2	Edmund	Seabourne	Pipers Vale	MAG 12U	4.0	10.900	58 =	2.4	9.250	33 =	2.0	10.850	30 =	2.0	11.400	29 =	3.2	11.000	50 =	1.3	8.100	45 =	61.500	44 =
102	Dylan	Taylor-Walton	Rugby	MAG 12U	3.7	11.650	46 =	1.4	9.100	39 =	1.9	10.700	38 =	2.8	11.900	13 =	1.9	9.750	55 =	1.4	7.800	48 =	60.900	45 =
4	Samuel	Wilson	Dynamo	MAG 12U	3.9	10.850	59 =	3.2	9.150	36 =	2.2	9.200	59 =	2.8	10.300	62 =	3.2	11.150	45 =	1.9	9.750	33 =	60.400	46 =
77	Charlie	Rose	Woking	MAG 12U	3.6	12.900	4 =	1.2	5.900	55 =	1.9	11.150	15 =	2.0	11.200	44 =	3.0	11.100	46 =	2.0	7.750	49 =	60.000	47 =
30	Cody	Trueman	Hawth	MAG 12U	3.8	11.950	36 =	2.4	5.400	56 =	2.5	11.250	12 =	3.0	12.050	10 =	3.0	11.900	24 =	1.5	6.350	53 =	58.900	48 =
71	Kai	Fellows	City of Birmingham	MAG 12U	3.9	12.300	24 =	1.7	4.150	58 =	2.2	10.750	35 =	2.0	11.300	36 =	3.1	11.300	41 =	1.5	8.050	47 =	57.850	49 =
13	Joel	Booth	Diamonds	MAG 12U	3.5	11.450	49 =	2.3	9.000	42 =	2.2	10.150	49 =	2.0	10.950	53 =	3.3	10.850	52 =	1.6	4.700	54 =	57.100	50 =
24	Benjamin	Holl	Southport YMCA	MAG 12U	3.5	11.750	45 =	1.8	7.250	53 =	2.0	10.950	27 =	2.0	10.850	56 =	3.4	11.300	41 =	1.6	4.650	55 =	56.750	51 =
81	Rudi	Moriano	Woking	MAG 12U	3.8	11.800	43 =	1.1	3.050	59 =	2.0	10.800	32 =	2.8	10.850	56 =	3.2	12.000	23 =	1.8	8.250	44 =	56.750	51 =
87	Joshua	Papworth	Huntingdon Olympic	MAG 12U	3.6	11.600	47 =	1.8	8.650	45 =	1.9	10.650	41 =	2.0	11.250	38 =	3.2	11.200	43 =	1.2	3.200	56 =	56.550	53 =
103	Joss	Phillips	Rugby	MAG 12U	3.9	8.500	62 =	2.0	7.300	51 =	1.9	10.200	47 =	2.0	11.350	32 =	3.2	10.450	54 =	1.4	7.300	51 =	55.100	54 =
97	Loui	Heap	City Of Manchester	MAG 12U	3.5	11.850	41 =	2.3	8.300	48 =	2.1	10.100	50 =	0.0	0.000	63 =	3.0	12.050	20 =	2.0	9.950	27 =	52.250	55 =
8	Leo	Hoggard	Notts	MAG 12U	2.9	11.400	51 =	2.0	10.600	10 =	1.9	10.200	47 =	2.0	11.000	51 =	2.4	8.550	58 =	0.0	0.000	58 =	51.750	56 =
10	Luke	Harrington	Notts	MAG 12U	3.4	12.200	30 =	2.0	8.500	46 =	1.8	9.350	58 =	2.0	11.000	51 =	2.5	9.200	56 =	0.6	0.600	57 =	50.850	57 =
12	Harry	Clarke	Notts	MAG 12U	3.4	11.800	43 =	1.4	9.300	31 =	1.8	9.650	57 =	2.0	10.950	53 =	2.4	8.250	59 =	0.0	0.000	58 =	49.950	58 =
11	Tobi	Watson	Notts	MAG 12U	2.9	11.000	57 =	1.0	2.800	60 =	1.8	9.000	61 =	2.0	10.400	61 =	1.8	4.050	60 =	0.0	0.000	58 =	37.250	59 =
90	Cole	Burrell	South Essex	MAG 12U	3.9	12.750	7 =	3.3	10.900	7 =	0.0	0.000	62 =	3.0	11.900	13 =	0.0	0.000	63 =	0.0	0.000	58 =	35.550	60 =
7	Jacob	Warren	Notts	MAG 12U	3.3	10.250	61 =	1.0	2.400	61 =	1.8	10.250	45 =	2.0	11.250	38 =	1.2	1.200	61 =	0.0	0.000	58 =	35.350	61 =
6	Harry	Norman	Notts	MAG 12U	3.1	11.450	49 =	1.0	2.300	62 =	1.8	9.150	60 =	2.0	10.500	60 =	1.2	1.200	61 =	0.0	0.000	58 =	34.600	62 =
20	Myron	Francis	Harrow	MAG 12U	0.0	0.000	63 =	0.0	0.000	63 =	0.0	0.000	62 =	2.3	11.050	50 =	3.8	11.200	43 =	2.1	9.850	31 =	32.100	63 =



# 2016 English Championship

## Mens Artistic


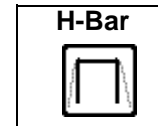
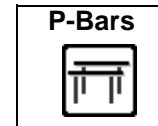
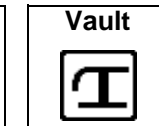
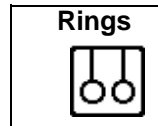


MAG 16U

No	Name	Club	Comp	D	FX		D	PH		D	SR		D	VT		D	PB		D	HB		AA			
346	Jamie	Lewis	Woking	MAG 16U	5.2	12.600	15 =	6.5	14.200	1	5.0	13.900	1	5.2	14.167	1	5.3	14.167	2	5.0	11.434	8	80.468	1	
361	Donell	Osbourne	City of Birmingham	MAG 16U	5.2	13.500	5	4.9	13.300	2	4.3	12.834	2	5.2	13.800	2 =	4.9	13.467	4	4.7	13.500	1	80.401	2	
350	Jack	Chamberlain	Bury	MAG 16U	5.1	12.934	11	4.6	12.567	5	4.4	12.500	4	4.4	13.167	9	4.5	13.367	5	4.7	13.334	2	77.869	3	
347	Lorenzo	Carrozzo	Woking	MAG 16U	4.8	13.234	7	4.5	12.867	3	4.4	12.367	6	4.4	13.800	2 =	4.0	13.300	6 =	3.4	11.000	14	76.568	4	
360	Adam	Tobin	Falcons	MAG 16U	5.2	13.734	2	4.7	12.167	8 =	2.8	9.967	21	4.4	12.834	11	4.7	13.767	3	4.3	12.534	4	75.003	5	
335	Jake	Jarman	Huntingdon Olympic	MAG 16U	4.6	13.100	8 =	4.7	10.767	16	3.7	12.400	5	4.4	13.300	7	4.5	13.300	6 =	4.2	12.067	3	74.934	6	
363	Douglas	Turnbull	South Essex	MAG 16U	4.7	13.567	4	4.4	12.300	7	4.1	12.300	8	3.0	10.700	24	4.4	12.967	10	4.3	11.667	7	73.501	7	
354	Louis	Sidebottom	Leeds	MAG 16U	4.9	13.300	6	3.8	10.700	17	3.5	11.767	9	4.4	13.234	8	3.8	13.300	6 =	2.5	10.900	16	73.201	8	
348	Bradley	Nuttall	City Of Manchester	MAG 16U	4.8	12.800	12 =	6.0	12.000	10	4.5	12.334	7	3.6	12.667	12	4.5	12.034	19	4.3	11.200	11 =	73.035	9	
349	Keenan	Hilton	Europa	MAG 16U	4.5	13.100	8 =	3.8	11.600	12	2.1	10.767	14 =	3.6	12.067	19	4.0	12.834	11	2.8	11.800	3	72.168	10	
365	Dominic	Bigsby	Pipers Vale	MAG 16U	5.2	13.667	3	2.8	10.300	20	2.0	10.234	18 =	4.4	13.600	4	3.8	12.400	14	2.7	10.534	17	70.735	11	
337	Jack	Helps	Portsmouth Centre	MAG 16U	4.3	12.800	12 =	4.4	11.400	14	2.1	10.767	14 =	3.6	11.434	23	3.7	12.800	12 =	2.0	10.934	15	70.135	12	
362	Jake	Watson	City of Birmingham	MAG 16U	4.0	12.367	18	4.7	11.467	13	2.8	10.134	20	2.8	11.800	21	4.0	12.367	15	2.5	11.267	9 =	69.402	13	
352	Samuel	Bowden	Bury	MAG 16U	3.9	12.634	14	4.5	12.700	4	2.0	9.400	24	3.6	12.267	16	3.8	11.967	20	2.2	10.100	19	69.068	14	
339	Matthew	Boardman	Notts	MAG 16U	5.1	14.100	1	3.0	9.800	21	2.6	8.667	25	3.6	12.534	14	4.0	12.167	17	2.5	11.267	9 =	68.535	15	
353	Thomas	Jones	Rugby	MAG 16U	4.8	12.600	15 =	2.9	8.467	22	3.8	10.234	18 =	4.4	13.500	5	4.5	12.200	16	3.2	11.067	13	68.068	16	
345	Matthew	McClymont	Tolworth	MAG 16U	3.9	12.067	20	4.6	12.167	8 =	3.7	11.467	11	3.6	11.900	20	3.3	11.400	21	2.1	8.734	23	67.735	17	
359	Alexander	Weeks	Baskerville	MAG 16U	4.2	10.100	26	3.9	11.867	11	3.1	9.767	22 =	4.4	13.034	10	4.2	12.067	18	2.9	10.134	18	66.969	18	
341	Tyla-Jae	Curtis	Notts	MAG 16U	4.2	13.034	10	4.3	12.367	6	3.3	10.834	13	2.8	10.467	25	3.9	11.067	22	3.5	8.800	22	66.569	19	
344	Ben	Timmins	Tolworth	MAG 16U	3.6	12.034	21	3.0	10.367	19	1.8	9.767	22 =	3.2	11.534	22	3.2	10.534	23	1.8	9.500	21	63.736	20	
358	Euan	Cox	Pegasus	MAG 16U	4.3	11.667	24	4.4	10.600	18	4.7	12.700	3	0.0	0.000	26 =	5.2	14.467	1	4.4	13.134	3	62.568	21	
338	Louis	Brunnen	Portsmouth Centre	MAG 16U	4.4	11.034	25	2.9	11.000	15	2.8	11.567	10	4.4	13.434	6	0.0	0.000	24 =	2.5	11.200	11 =	58.235	22	
351	Jake	Unsworth	Bury	MAG 16U	4.6	12.200	19	0.0	0.000	23 =	2.4	10.334	17	4.8	12.367	15	3.8	13.100	9	2.2	8.000	24	56.001	23	
356	Harry	Harrod	Hawth	MAG 16U	4.3	12.600	15 =	0.0	0.000	23 =	2.9	10.634	16	3.6	12.134	18	4.0	12.800	12 =	0.0	0.000	25 =	48.168	24	
355	Isaac	Pollard	Leeds	MAG 16U	4.5	11.900	22	0.0	0.000	23 =	2.9	10.900	12	3.6	12.234	17	0.0	0.000	24 =	2.1	9.567	20	44.601	25	
340	Thomas	Morley	Notts	MAG 16U	3.8	11.767	23	0.0	0.000	23 =	0.0	0.000	26 =	3.6	12.567	13	0.0	0.000	24 =	0.0	0.000	25 =	24.334	26	

# 2016 English Championship

## Mens Artistic

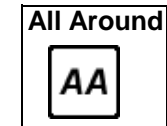
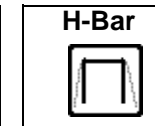
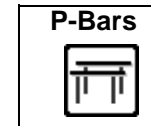
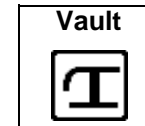
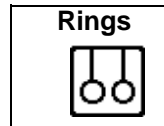


MAG 18U

No	Name	Club	Comp	D	FX		D	PH		D	SR		D	VT		D	PB		D	HB		AA			
156	Giarnni	Regini-Moran	Europa	MAG 18U	6.4	15.167	1	5.3	13.800	3	4.6	13.500	2	5.6	15.000	1	5.8	15.000	2	4.7	12.267	7	84.734	1	
161	Joe	Fraser	City of Birmingham	MAG 18U	6.0	13.267	5	6.0	13.900	2	5.1	14.134	1	5.2	14.367	2	5.8	15.034	1	5.6	13.567	1	84.269	2	
162	Joshua	Nathan	City of Birmingham	MAG 18U	5.6	14.734	2	6.1	14.367	1	4.3	12.667	7	4.4	13.334	5	5.0	13.267	4	4.9	12.867	4	81.236	3	
159	Hamish	Carter	City of Birmingham	MAG 18U	6.0	14.434	3	4.8	12.134	7	5.2	12.900	5	5.2	13.267	6	5.3	13.967	3	5.2	12.900	3	79.602	4	
142	Joe	Cemlyn-Jones	Falcons	MAG 18U	4.5	12.067	14 =	4.7	13.467	4	4.9	13.100	4	5.2	13.434	4	5.0	12.934	6 =	4.8	13.000	2	78.002	5	
145	Loukas	Jones	Leeds	MAG 18U	5.2	12.900	7	4.2	11.800	9	4.8	12.634	8	5.2	12.934	8 =	5.1	11.100	19	5.4	12.367	6	73.735	6	
158	Timothy	McCarthy	Woking	MAG 18U	4.6	12.400	12	4.6	12.600	6	4.2	10.700	15	3.6	12.700	13	4.0	12.934	6 =	4.0	11.267	12	72.601	7	
151	James	Hodgson	City Of Newcastle	MAG 18U	5.3	13.100	6	4.7	9.700	18 =	4.4	11.800	10	4.4	13.167	7	4.0	12.767	10	4.4	11.767	9	72.301	8	
157	Tony	Duchars	Huntingdon Olympic	MAG 18U	5.1	12.600	10	5.2	10.300	12 =	3.8	11.500	11	3.8	12.000	17	5.1	13.034	5	4.6	11.367	11	70.801	9	
149	Alfie	Baines	Southport YMCA	MAG 18U	4.5	12.734	9	4.4	9.700	18 =	4.5	10.767	14	3.6	12.534	15	4.3	11.967	16	2.9	9.867	16	67.569	10	
154	Owen	Print	Rugby	MAG 18U	5.0	12.067	14 =	3.7	9.767	17	4.3	10.067	16	5.2	12.934	8 =	4.0	11.734	17	3.4	10.034	15	66.603	11	
147	Joshua	Cooper	Forest Of Dean	MAG 18U	4.3	12.000	16	3.9	10.300	12 =	2.6	9.067	17	3.6	12.234	16	3.8	12.034	15	2.9	10.800	13	66.435	12	
141	Byron	Day-Rogers	Falcons	MAG 18U	4.4	11.834	17	3.5	11.100	11	2.3	5.000	19	3.6	12.734	11 =	3.7	12.800	9	4.4	12.667	5	66.135	13	
160	Harry	Caulwell	City of Birmingham	MAG 18U	5.5	13.400	4	0.0	0.000	20 =	5.4	13.467	3	5.2	13.967	3	4.5	12.534	13	5.0	11.800	8	65.168	14	
143	Ryan	Owen	Falcons	MAG 18U	5.1	12.834	8	4.7	11.967	8	4.5	12.300	9	0.0	0.000	19 =	4.3	12.634	11	3.6	11.734	10	61.469	15	
148	Harry	Andrews	Bristol Hawks	MAG 18U	3.8	12.367	13	3.6	11.300	10	0.0	0.000	20 =	3.6	11.834	18	3.5	12.600	12	2.3	10.367	14	58.468	16	
144	Isaac	Vango	Garstang	MAG 18U	4.1	12.434	11	3.8	10.300	12 =	2.4	10.867	12	3.6	12.734	11 =	3.8	11.534	18	0.0	0.000	19 =	57.869	17	
153	Samuel	Jackman	Bulmershe	MAG 18U	4.1	9.834	18	3.1	9.800	15 =	2.2	5.134	18	3.6	12.567	14	3.8	10.567	20	2.8	9.734	17	57.636	18	
150	Harry	Ross	City Of Newcastle	MAG 18U	0.0	0.000	19 =	4.2	9.800	15 =	3.7	10.834	13	4.4	12.900	10	4.3	12.167	14	2.2	6.034	18	51.735	19	
155	Tom	Nicolaou	Europa	MAG 18U	0.0	0.000	19 =	5.4	13.100	5	4.5	12.767	6	0.0	0.000	19 =	4.3	12.900	8	0.0	0.000	19 =	38.767	20	

# 2016 English Championship

## Mens Artistic

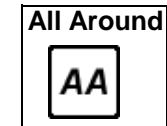
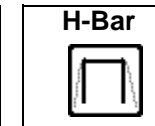
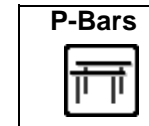
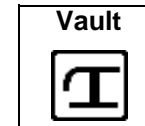
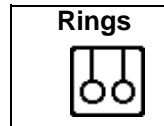


MAG Senior

No	Name	Club	Comp	D	FX		D	PH		D	SR		D	VT		D	PB		D	HB		AA								
211	Sam	Oldham	Loughborough Students	MAG Senior	6.5	14.000	2	6.3	14.400	3	=	5.9	14.900	1	5.6	14.967	2	6.7	13.934	5	6.8	14.700	1	86.901	1					
194	Dominick	Cunningham	City of Birmingham	MAG Senior	6.7	15.067	1	5.7	11.667	13		5.6	13.900	4	5.6	15.067	1	6.1	14.567	4	6.0	14.234	3	84.502	2					
203	Jay	Thompson	South Essex	MAG Senior	4.6	13.367	4	5.6	13.900	5		5.4	14.167	3	4.4	13.600	5	5.8	13.534	6	5.8	14.200	4	82.768	3					
197	Robert	Payne	Loughborough Students	MAG Senior	4.6	12.700	7	5.0	13.000	7		4.1	12.534	7	4.4	13.300	9	4.3	13.067	8	4.0	12.267	7	76.868	4					
218	George	Harrow	Pipers Vale	MAG Senior	5.7	13.734	3	4.4	11.367	15		4.2	12.134	10	4.4	13.367	6	=	4.9	12.834	9	4.1	11.900	8	75.336	5				
198	Ross	Morey	Loughborough Students	MAG Senior	3.9	11.734	8	5.1	12.467	11		2.2	11.300	11	4.4	13.367	6	=	3.6	12.500	11	3.5	11.734	11	73.102	6				
201	Clark	Gould	Loughborough Students	MAG Senior	5.3	11.000	11	5.1	12.500	10		3.0	9.400	12	4.4	12.134	10		4.5	12.767	10	4.7	10.634	13	68.435	7				
202	Max	Whitlock	South Essex	MAG Senior	0.0	0.000	13	=	7.4	15.800	1		6.0	14.834	2	0.0	0.000	11	=	6.4	15.300	2	6.7	14.467	2	60.401	8			
204	Brinn	Bevan	South Essex	MAG Senior	0.0	0.000	13	=	6.1	14.400	3	=	4.7	12.634	5	0.0	0.000	11	=	6.4	14.767	3	4.4	13.467	5	55.268	9			
207	Gabriel	Hannah	Loughborough Students	MAG Senior	1.1	1.734	12		0.0	0.000	16	=	0.0	0.000	13	=	5.2	14.067	4	4.9	13.500	7	4.4	11.800	10	41.101	10			
213	James	Henderson	Huntingdon Olympic	MAG Senior	4.9	11.700	9		0.0	0.000	16	=	4.3	12.300	8		4.4	13.334	8	0.0	0.000	13	=	0.0	0.000	14	=	37.334	11	
210	Nathaniel	Leney	Loughborough Students	MAG Senior	4.8	11.134	10		3.9	11.400	14		0.0	0.000	13	=	0.0	0.000	11	=	0.0	0.000	13	=	4.2	11.867	9	34.401	12	
205	Ashley	Watson	Leeds	MAG Senior	0.0	0.000	13	=	0.0	0.000	16	=	0.0	0.000	13	=	0.0	0.000	11	=	6.9	15.967	1	5.7	13.167	6	29.134	13		
208	Harry	Carter	Loughborough Students	MAG Senior	4.9	13.000	6		0.0	0.000	16	=	0.0	0.000	13	=	5.6	14.467	3	0.0	0.000	13	=	0.0	0.000	14	=	27.467	14	
216	Harry	Wall	Baskerville	MAG Senior	4.2	13.034	5		5.1	12.900	8		0.0	0.000	13	=	0.0	0.000	11	=	0.0	0.000	13	=	0.0	0.000	14	=	25.934	15
200	Christopher	O'Connor	Loughborough Students	MAG Senior	0.0	0.000	13	=	4.7	12.667	9		4.9	12.234	9	0.0	0.000	11	=	0.0	0.000	13	=	0.0	0.000	14	=	24.901	16	
196	Robert	Blackman	Loughborough Students	MAG Senior	0.0	0.000	13	=	5.0	11.867	12		0.0	0.000	13	=	0.0	0.000	11	=	4.0	12.400	12	0.0	0.000	14	=	24.267	17	
209	Jaron	Morgan	Loughborough Students	MAG Senior	0.0	0.000	13	=	0.0	0.000	16	=	4.0	12.600	6	0.0	0.000	11	=	0.0	0.000	13	=	4.5	10.834	12	23.434	18		
214	Louis	Smith MBE	Huntingdon Olympic	MAG Senior	0.0	0.000	13	=	6.8	15.534	2		0.0	0.000	13	=	0.0	0.000	11	=	0.0	0.000	13	=	0.0	0.000	14	=	15.534	19
195	Miki	Chu	Woking	MAG Senior	0.0	0.000	13	=	6.0	13.600	6		0.0	0.000	13	=	0.0	0.000	11	=	0.0	0.000	13	=	0.0	0.000	14	=	13.600	20

# 2016 English Championship

## Mens Artistic



### Gst-MAG Senior

No	Name	Club	Comp	D	FX		D	PH		D	SR		D	VT		D	PB		D	HB		AA			
193	Daniel	Corral	City of Birmingham	Gst-MAG Senior	6.1	14.167	1	5.9	14.067	1	6.4	14.667	1	5.2	14.300	1	6.7	15.034	1	5.7	13.567	1	85.802	1	
219	Jac	Davies	Swansea Centre	Gst-MAG Senior	0.0	0.000	2 =	6.6	13.767	2	0.0	0.000	3 =	0.0	0.000	2 =	0.0	0.000	2 =	0.0	0.000	2 =	13.767	2	
212	Daniel	Keatings	Huntingdon Olympic	Gst-MAG Senior	0.0	0.000	2 =	6.2	13.667	3	0.0	0.000	3 =	0.0	0.000	2 =	0.0	0.000	2 =	0.0	0.000	2 =	13.667	3	
217	Prashanth	Sellathurai	Milton Keynes	Gst-MAG Senior	0.0	0.000	2 =	6.6	13.467	4	0.0	0.000	3 =	0.0	0.000	2 =	0.0	0.000	2 =	0.0	0.000	2 =	13.467	4	
199	Cameron	MacKenzie	Loughborough Students	Gst-MAG Senior	0.0	0.000	2 =	0.0	0.000	5 =	4.8	12.534	2	0.0	0.000	2 =	0.0	0.000	2 =	0.0	0.000	2 =	12.534	5	

### Gst-MAG 14U


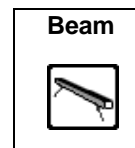
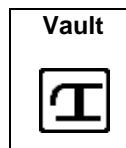
No	Name	Club	Comp	D	FX		D	PH		D	SR		D	VT		D	PB		D	HB		AA			
259	Conor	McGrath	Robin Hood	Gst-MAG 14U	4.1	11.367	2	4.4	11.367	1	2.1	9.200	2	3.0	9.967	2	3.2	12.567	1	2.5	11.000	1	65.468	1	
261	Jaydon	Attygalle	Tolworth	Gst-MAG 14U	3.4	12.100	1	3.1	10.700	2	1.8	10.467	1	3.6	12.167	1	2.9	12.334	2	0.0	0.000	2	57.768	2	

### Gst-MAG 16U

No	Name	Club	Comp	D	FX		D	PH		D	SR		D	VT		D	PB		D	HB		AA			
334	Ali	Hussein	Huntingdon Olympic	Gst-MAG 16U	3.8	12.267	1	3.2	10.000	2	0.0	0.000	1 =	3.6	12.434	1	3.9	11.367	1	2.7	9.967	1	56.035	1	
336	Patrick	Murphy	Huntingdon Olympic	Gst-MAG 16U	0.0	0.000	2	4.5	12.567	1	0.0	0.000	1 =	0.0	0.000	2	0.0	0.000	2	0.0	0.000	2	12.567	2	

# 2016 English Championship

## Women's Artistic




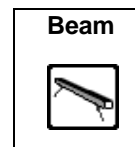
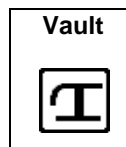
WAG Espoir

No	Name	Club	Comp		D	VT		D	UB		D	BB		D	FX		AA		
60	Amelie	Morgan	Slough	WAG Espoir	12.775	4.4	13.000	4 =	4.7	12.550	1	4.9	13.800	1	4.7	13.450	2	52.800	1
117	Ondine	Achampong	Sapphire	WAG Espoir		4.4	12.400	29 =	3.5	11.850	2	5.1	13.600	2 =	4.7	12.200	17	50.050	2
118	Halle	Hilton	Europa	WAG Espoir	12.625	4.4	13.200	2 =	3.8	11.800	3	4.2	11.750	27 =	4.8	12.750	6 =	49.500	3
51	Jennifer	Gadirova	Harrow	WAG Espoir		4.0	12.450	25 =	2.2	9.450	27 =	4.7	13.350	4	4.6	13.500	1	48.750	4
138	Scarlett	Williams	Notts	WAG Espoir	12.800	4.4	13.200	2 =	4.0	11.650	4	4.6	12.800	9 =	4.3	11.050	47	48.700	5
116	Hallie	Copperwheat	Sapphire	WAG Espoir		4.4	12.850	7	4.0	10.750	11	4.6	11.950	22 =	4.7	12.900	3 =	48.450	6
57	Samanta	Katkevica	East London	WAG Espoir	12.800	5.0	13.300	1	3.8	10.650	12	5.1	11.500	32 =	5.1	12.800	5	48.250	7
112	Oriel	Powell	City of Birmingham	WAG Espoir		3.8	12.200	35 =	3.6	9.300	33	5.2	13.600	2 =	4.8	12.900	3 =	48.000	8
128	Roshelle	Spencer-Smith	Heathrow	WAG Espoir	12.100	4.0	12.550	19 =	3.5	11.100	6 =	4.5	11.850	24 =	4.3	12.450	13 =	47.950	9
108	Leah	Greenland	South Durham	WAG Espoir	12.050	3.8	11.800	51 =	3.0	10.600	13	4.8	12.700	11	4.3	12.750	6 =	47.850	10
47	Shanna-Kae	Grant	Leeds	WAG Espoir	12.300	4.0	12.300	32	2.9	10.550	14 =	4.7	12.250	19	4.3	12.700	8	47.800	11
122	Nicole	Coman	Park Wrekin	WAG Espoir		4.0	12.900	6	2.6	9.650	25	4.8	12.800	9 =	4.7	12.300	16	47.650	12
114	Lauren	Matthews	Sapphire	WAG Espoir		4.2	12.750	8 =	3.0	11.100	6 =	3.6	11.200	38	4.0	12.550	10 =	47.600	13
113	Gypsy	Squires	Sapphire	WAG Espoir		4.2	12.600	14 =	3.1	11.350	5	4.5	12.100	21	4.4	11.450	37	47.500	14
110	Katie	Lily Jones	The Academy	WAG Espoir		4.2	12.700	11	1.8	9.800	22 =	4.1	12.600	12 =	3.6	12.050	18 =	47.150	15
139	Ramiyah	Kofi	Notts	WAG Espoir		4.0	12.650	12 =	2.9	10.300	18	4.6	12.850	6 =	4.5	11.300	41 =	47.100	16 =
37	Isabel	Davis	Bristol Hawks	WAG Espoir	12.750	4.0	12.600	14 =	3.4	11.100	6 =	4.6	10.850	44 =	4.6	12.550	10 =	47.100	16 =
48	Gabriella	Connoly	Berkhamsted	WAG Espoir		4.4	13.000	4 =	2.3	9.800	22 =	4.9	11.500	32 =	4.7	12.450	13 =	46.750	18
107	Mia	Scott	South Durham	WAG Espoir		3.8	12.100	40	3.6	11.100	6 =	4.9	11.950	22 =	4.3	11.550	34 =	46.700	19
129	Martha	Franks	Heathrow	WAG Espoir		4.0	12.550	19 =	3.0	10.250	19	4.8	10.850	44 =	4.4	12.600	9	46.250	20
126	Gracie	Mitchell	South Devon	WAG Espoir	12.150	3.8	12.200	35 =	3.0	9.450	27 =	4.8	12.550	14	4.4	11.950	23	46.150	21 =
42	Amira	Hojeij	Tolworth	WAG Espoir	11.900	4.2	12.450	25 =	2.9	10.350	16 =	4.1	11.700	30	3.7	11.650	31 =	46.150	21 =
132	Leigha	O'Donnell	City Of Manchester	WAG Espoir		4.2	12.600	14 =	2.7	10.050	21	4.3	12.200	20	3.5	11.200	44 =	46.050	23 =
56	Miriam	Hamenni	East London	WAG Espoir		4.0	12.450	25 =	1.9	9.350	31 =	5.4	12.450	16 =	4.8	11.800	28 =	46.050	23 =
41	Lily	Zentner	Hendon	WAG Espoir		4.2	12.600	14 =	2.1	8.400	44	4.5	12.600	12 =	3.8	12.000	22	45.600	25
111	Phoebe	Jakubczyk	The Academy	WAG Espoir		4.2	12.550	19 =	2.3	8.650	42	4.4	11.750	27 =	4.4	12.350	15	45.300	26 =
115	Jessie	Boad	Sapphire	WAG Espoir		4.2	12.000	44 =	1.7	9.450	27 =	4.2	12.350	18	4.2	11.500	36	45.300	26 =
43	Drew	Drury	Tolworth	WAG Espoir		3.8	12.000	44 =	2.7	9.500	26	4.6	11.650	31	3.8	12.050	18 =	45.200	28 =
52	Jessica	Gadirova	Harrow	WAG Espoir		4.0	12.000	44 =	1.7	7.850	52	4.5	12.850	6 =	3.4	12.500	12	45.200	28 =
36	Emily	Edge	Bristol Hawks	WAG Espoir		4.2	12.450	25 =	2.9	10.950	10	3.8	9.850	62	3.5	11.800	28 =	45.050	30
109	Lydia-May	Collins	South Durham	WAG Espoir		4.2	12.500	23 =	2.8	10.200	20	4.2	10.500	52 =	3.8	11.800	28 =	45.000	31
127	Karis	Haugh	Heathrow	WAG Espoir	11.925	4.0	12.600	14 =	3.9	9.100	36 =	4.7	11.100	39 =	4.5	12.050	18 =	44.850	32
120	Abigail	Jones	Park Wrekin	WAG Espoir		4.0	10.650	60	2.8	10.350	16 =	5.0	12.450	16 =	4.3	11.100	46	44.550	33
61	Elizabeth	MacFarlane	Huntingdon Olympic	WAG Espoir		4.0	12.200	35 =	1.7	9.700	24	4.1	11.250	35 =	3.9	11.350	40	44.500	34
55	Annie	Young	The Norfolk Academy	WAG Espoir		4.0	10.800	57 =	3.1	10.550	14 =	4.0	11.250	35 =	4.3	11.850	27	44.450	35
130	Leila	Bennadi	Heathrow	WAG Espoir		3.8	11.850	50	2.8	9.450	27 =	4.9	11.100	39 =	3.8	11.900	24 =	44.300	36



# 2016 English Championship


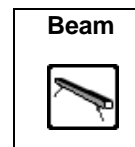
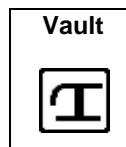
## Women's Artistic



40	Keira	Thornton	Gymmagic	WAG Espoir		3.8	12.200	35 =	1.7	8.100	47	4.4	11.850	24 =	4.7	12.050	18 =	44.200	37	
35	Alice	Wintle	Bristol Hawks	WAG Espoir		4.0	11.100	55	2.3	9.100	36 =	3.7	11.750	27 =	3.9	11.900	24 =	43.850	38	
67	Lexie-Mae	Neal	Abingdon	WAG Espoir		3.8	12.000	44 =	2.2	9.200	35	4.2	10.950	42	3.4	11.600	33	43.750	39	
63	Emer	Hancock	City Of Worcester	WAG Espoir		4.0	12.250	33 =	2.1	8.850	40	3.3	11.850	24 =	3.8	10.400	54	43.350	40	
136	Isla	Lees	Notts	WAG Espoir		4.0	12.050	41 =	2.0	6.250	57	4.4	12.850	5	3.9	11.900	24 =	43.050	41	
131	Anais	Wroe	City Of Manchester	WAG Espoir		4.2	11.300	54	2.1	9.350	31 =	3.5	10.900	43	3.6	11.300	41 =	42.850	42	
38	Amanda	Cook	Pegasus	WAG Espoir	12.000	4.0	12.050	41 =	2.1	8.500	43	4.6	10.700	50	4.3	11.550	34 =	42.800	43	
53	Claudia	Garner	Portsmouth Centre	WAG Espoir		4.0	12.150	39	2.0	9.100	36 =	2.1	9.800	63	3.3	11.650	31 =	42.700	44	
70	Sydney	Letchford	Dynamo	WAG Espoir		4.2	12.650	12 =	2.6	8.300	45	4.0	10.300	56 =	4.3	11.400	38 =	42.650	45	
133	Synnove	Macpherson	City Of Manchester	WAG Espoir		4.2	12.500	23 =	1.4	9.000	39	3.8	9.900	60 =	3.7	11.200	44 =	42.600	46	
64	Beth	Giles	The Wire	WAG Espoir		4.2	11.800	51 =	1.1	7.950	50 =	3.2	11.500	32 =	3.6	10.600	53	41.850	47 =	
44	Seia	Kent	Tolworth	WAG Espoir		2.6	10.550	61	2.3	9.250	34	2.7	10.750	49	3.2	11.300	41 =	41.850	47 =	
124	Tamzin	Hughes	Park Wrekin	WAG Espoir		3.8	11.800	51 =	1.9	7.950	50 =	4.3	11.250	35 =	3.7	10.350	55	41.350	49	
68	Lili-Mae	Snuggs	Abingdon	WAG Espoir		3.8	11.900	49	2.9	8.750	41	4.4	10.400	55	4.3	10.250	57	41.300	50 =	
54	Jessica	Seager	City Of Newcastle	WAG Espoir	12.725	4.4	12.750	8 =	1.9	7.800	53	4.8	10.100	58	4.0	10.650	52	41.300	50 =	
69	Kiera	Williams	Baskerville	WAG Espoir		3.8	12.050	41 =	1.9	7.600	55	3.7	10.300	56 =	3.8	10.950	48	40.900	52	
49	Poppy	Hanscomb	Rushmoor	WAG Espoir		2.4	10.800	57 =	1.7	8.200	46	3.4	10.650	51	3.7	10.800	50	40.450	53	
135	Thea	Dane	Notts	WAG Espoir		4.2	12.250	33 =	1.0	8.050	48 =	3.1	9.900	60 =	4.3	9.850	58	40.050	54	
50	Sydney	Lawler	Rushmoor	WAG Espoir		2.4	10.700	59	1.0	6.150	58	3.4	10.800	46 =	3.7	10.700	51	38.350	55	
66	Lauren	Holcroft	The Wire	WAG Espoir		4.2	12.550	19 =	0.9	4.150	62	3.0	10.800	46 =	3.6	10.300	56	37.800	56	
62	Saffron	Belfon	Kettering Olympic	WAG Espoir		4.0	11.950	48	0.9	4.350	60	3.8	10.500	52 =	3.7	9.250	59	36.050	57	
125	Sarah	Fard	Vernon Park	WAG Espoir		0.0	0.000	62 =	1.0	7.550	56	2.9	10.500	52 =	3.2	10.900	49	28.950	58	
140	Lydia	Heath	Uttoxeter	WAG Espoir		4.2	12.400	29 =	1.3	5.050	59	3.6	10.800	46 =	0.0	0.000	60 =	28.250	59	
137	Isabella	Willocks	Notts	WAG Espoir		3.8	10.850	56	1.2	3.800	63	4.7	12.500	15	0.0	0.000	60 =	27.150	60	
119	Sky	Bebbington	Europa	WAG Espoir		0.0	0.000	62 =	0.0	0.000	64 =	4.6	13.150	5	3.7	11.400	38 =	24.550	61	
134	Caitlin	Williams	Notts	WAG Espoir	12.425	4.4	12.750	8 =	0.0	0.000	64 =	5.0	9.950	59	0.0	0.000	60 =	22.700	62	
59	Lucy	Robinson	Bury Spectrum	WAG Espoir		0.0	0.000	62 =	1.8	7.650	54	4.2	11.050	41	0.0	0.000	60 =	18.700	63	
39	Amirah	Blackman	Pegasus	WAG Espoir		0.0	0.000	62 =	2.0	8.050	48 =	2.9	9.500	64	0.0	0.000	60 =	17.550	64	
65	Charlotte	Johnson	The Wire	WAG Espoir		4.2	12.400	29 =	0.9	4.250	61	0.0	0.000	65 =	0.0	0.000	60 =	16.650	65	

# 2016 English Championship

## Women's Artistic


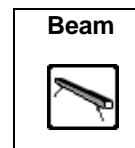
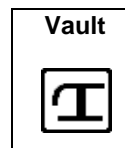


WAG Junior

No	Name	Club	Comp		D	VT		D	UB		D	BB		D	FX		AA		
368	Alice	Kinsella	Park Wrekin	WAG Junior	5.0	13.900	2	5.6	13.250	2	5.6	13.750	1	5.6	13.750	1	54.650	1	
402	Taeja	James	City of Birmingham	WAG Junior	13.675	5.0	13.950	1	5.1	13.300	1	5.5	13.600	2	5.0	12.850	4	53.700	2
374	Lucy	Stanhope	City Of Liverpool	WAG Junior	13.225	5.0	13.600	3	4.9	12.850	4	5.0	13.250	4	4.9	11.800	25	51.500	3
301	Megan	Spain	Sapphire	WAG Junior	4.4	13.200	6	3.1	11.200	14	4.8	13.100	5	4.7	13.050	3	50.550	4	
400	Megan	Parker	City of Birmingham	WAG Junior	4.0	12.750	30	5.1	13.200	3	4.8	11.100	35	4.9	13.500	2	50.550	4	
393	Chiara	Bunce	Heathrow	WAG Junior	4.0	12.650	41	3.9	11.550	10	5.1	13.450	3	4.6	12.050	21	49.700	6	
369	Ellesse	Oates	Park Wrekin	WAG Junior	13.500	5.0	13.600	3	4.9	12.000	5	5.4	11.500	26	4.9	12.550	8	49.650	7
399	Alissia	Barlow	City of Birmingham	WAG Junior	3.8	12.250	55	3.4	11.550	10	4.7	13.100	5	4.4	12.400	12	49.300	8	
375	Olivia	Williams	City Of Liverpool	WAG Junior	4.0	12.750	30	4.5	11.950	8	4.4	11.500	26	4.8	12.350	14	48.550	9	
383	Laura	Kaletha	Notts	WAG Junior	4.0	12.700	36	4.2	12.000	5	4.1	11.450	28	4.8	12.350	14	48.500	10	
316	Erika	Magpantay	Marriotts	WAG Junior	4.2	13.000	8	3.5	11.750	9	4.5	11.550	23	4.5	11.850	24	48.150	11	
323	Laura	Cooke	The Norfolk Academy	WAG Junior	4.2	12.950	10	2.4	10.350	18	3.6	12.200	13	4.1	12.200	17	47.700	12	
309	Jessica	Daykin	Wiltshire	WAG Junior	4.2	12.850	18	2.4	9.900	26	4.6	12.900	8	3.6	11.600	31	47.250	13	
307	Eleanor	Green	Tameside	WAG Junior	4.0	12.550	46	2.4	10.250	19	4.0	12.200	13	4.3	12.050	21	47.050	14	
305	Megan	Bridge	Gymmagic	WAG Junior	13.425	4.4	13.600	3	3.4	8.150	44	5.0	12.650	9	4.7	12.650	6	47.050	14
390	Amelia	Knight	The Academy	WAG Junior	4.0	12.900	14	4.4	11.350	12	4.1	11.300	32	4.4	11.400	36	46.950	16	
395	Tia	Andrews	Heathrow	WAG Junior	12.800	4.0	12.750	30	3.6	11.000	15	4.5	11.350	31	4.5	11.800	25	46.900	17
370	Isobel	Hilliard	Leatherhead & Dorking	WAG Junior	4.2	12.800	22	4.0	10.100	20	4.8	11.550	23	4.6	12.400	12	46.850	18	
403	Dena	Kirk	South Durham	WAG Junior	4.2	12.850	18	3.4	10.950	16	4.3	12.550	11	4.4	10.500	52	46.850	18	
330	Abigail	Morris	City Of Manchester	WAG Junior	4.4	13.000	8	3.9	11.350	12	4.1	10.300	48	4.8	12.100	20	46.750	20	
404	Leah	Rockett	South Durham	WAG Junior	4.0	12.500	48	3.4	10.600	17	4.9	11.850	19	4.3	11.800	25	46.750	20	
394	India	Sale	Heathrow	WAG Junior	12.550	4.0	12.800	22	3.8	9.950	24	4.6	12.950	7	4.5	10.900	45	46.600	22
302	Nemiah	Munir	Sapphire	WAG Junior	4.2	12.550	46	1.6	9.800	28	4.3	11.400	30	4.3	12.500	9	46.250	23	
304	Tilly	Hedges	Sapphire	WAG Junior	4.2	12.800	22	1.5	10.000	23	3.1	11.050	37	4.3	12.200	17	46.050	24	
373	Kelsey	Ann Moore	City Of Liverpool	WAG Junior	4.0	12.800	22	4.2	12.000	5	4.4	10.350	47	4.0	10.850	48	46.000	25	
300	Naomi	Wright	Kettering Olympic	WAG Junior	4.2	12.900	14	1.3	8.550	40	4.5	11.750	20	4.6	12.450	11	45.650	26	
306	Tomique	Gibson	Harrow	WAG Junior	4.0	12.800	22	3.4	10.050	21	4.7	9.800	53	4.6	12.850	4	45.500	27	
391	Jasmine	Harkin	Liberty (South West)	WAG Junior	4.0	12.600	43	1.5	9.850	27	4.2	12.300	12	3.1	10.750	50	45.500	27	
398	Ellen	Donaldson	Slough	WAG Junior	4.2	12.600	43	1.5	8.850	37	4.1	11.550	23	4.7	12.150	19	45.150	29	
392	Daisy	Gamble	Bury	WAG Junior	4.2	13.050	7	2.7	9.350	33	4.3	11.100	35	4.1	11.550	32	45.050	30	
310	Robyn	Ellison	Wiltshire	WAG Junior	4.2	12.950	10	1.9	10.050	21	3.5	10.900	40	3.6	11.050	43	44.950	31	
318	Alisha	Evanson	Sandbach	WAG Junior	4.0	12.400	50	1.9	8.800	38	3.8	11.600	22	4.1	11.800	25	44.600	32	

# 2016 English Championship


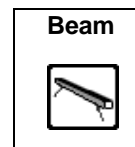
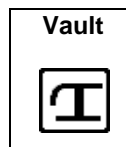
## Women's Artistic



320	Lauren	Jones	Vernon Park	WAG Junior		4.0	11.850	57	=	1.3	9.000	36	=	3.9	12.200	13	=	4.2	11.100	42	=	44.150	33	
308	Thalia	Spence	Tameside	WAG Junior		4.2	12.750	30	=	1.8	9.700	29	=	3.8	10.100	49	=	4.0	11.550	32	=	44.100	34	
385	Jessica	Castles	Pinewood	WAG Junior		4.0	12.700	36	=	2.1	7.000	51	=	4.4	11.450	28	=	4.5	12.600	7	=	43.750	35	
389	Lucy	Hipperson	The Academy	WAG Junior		4.2	12.650	41	=	1.4	8.300	41	=	3.8	11.150	33	=	3.8	11.200	40	=	43.300	36	
396	Lana	Chilton	City Of Newcastle	WAG Junior		4.0	12.750	30	=	2.6	9.700	29	=	4.5	9.500	54	=	4.6	11.300	37	=	43.250	37	
325	Carly	Briggs	Warrington	WAG Junior		4.2	12.800	22	=	1.6	7.550	47	=	4.4	10.850	42	=	4.2	11.950	23	=	43.150	38	
312	Teegan	Barnes	Huntingdon Olympic	WAG Junior		4.2	12.350	52	=	1.2	7.950	45	=	3.8	11.650	21	=	3.4	10.900	45	=	42.850	39	
324	Ren	Billingham	Leeds	WAG Junior		4.2	12.850	18	=	1.8	7.350	50	=	4.1	12.050	17	=	3.3	10.450	53	=	42.700	40	
297	Amy	Layzell	Dynamo	WAG Junior		4.2	12.950	10	=	2.5	9.500	31	=	3.6	10.800	43	=	3.2	9.350	56	=	42.600	41	
317	Maya-lily	Grant	Marriotts	WAG Junior		4.2	12.600	43	=	1.3	7.450	49	=	4.1	11.050	37	=	4.2	11.450	35	=	42.550	42	
322	Jenai	Jeremy	Bristol	WAG Junior		4.2	11.600	58	=	1.4	9.150	34	=	4.2	10.500	45	=	3.7	11.250	39	=	42.500	43	
384	Olivia	Hackney	Notts	WAG Junior		4.2	12.900	14	=	1.1	8.250	42	=	2.9	10.450	46	=	3.4	10.800	49	=	42.400	44	
295	Tayah	Askham	Dynamo	WAG Junior		4.2	12.700	36	=	3.2	9.950	24	=	3.7	9.850	50	=	3.9	9.150	58	=	41.650	45	
299	Olivia	Essex	Dynamo	WAG Junior		4.2	12.800	22	=	1.6	8.750	39	=	3.5	8.600	57	=	3.4	11.150	41	=	41.300	46	
296	Jessica	Wells	Dynamo	WAG Junior		4.2	12.750	30	=	2.3	9.100	35	=	3.0	10.550	44	=	4.0	8.850	59	=	41.250	47	=
321	Taran	Pledger	Waveney	WAG Junior	12.725	4.2	12.950	10	=	1.5	7.500	48	=	3.0	9.850	50	=	3.7	10.950	44	=	41.250	47	=
326	Amy	Sturgeon	Daves	WAG Junior		4.0	12.500	48	=	1.7	9.400	32	=	3.6	8.250	58	=	3.3	10.750	50	=	40.900	49	
378	Anna	Bradescu	Tolworth	WAG Junior		4.0	12.400	50	=	1.4	6.450	52	=	3.0	10.900	40	=	3.4	10.900	45	=	40.650	50	
397	Sophie	Heeney	City Of Newcastle	WAG Junior		4.0	12.350	52	=	2.3	7.800	46	=	4.2	8.700	56	=	4.3	11.500	34	=	40.350	51	
298	Leah	Mitchell	Dynamo	WAG Junior		4.2	12.700	36	=	1.2	8.250	42	=	4.5	8.050	59	=	4.5	11.300	37	=	40.300	52	
329	Louise	Conlon	Uttoxeter	WAG Junior	12.675	4.2	12.900	14	=	1.6	4.900	54	=	3.8	11.150	33	=	3.6	10.050	54	=	39.000	53	
313	Emily	Sly	Rushmoor	WAG Junior		4.2	12.800	22	=	1.6	6.350	53	=	3.2	9.200	55	=	2.9	9.200	57	=	37.550	54	
367	Phoebe	Nicholls	Park Wrekin	WAG Junior		4.0	12.700	36	=	0.0	0.000	56	=	4.5	12.200	13	=	4.5	12.500	9	=	37.400	55	
377	Amelia	Montague	Tolworth	WAG Junior		4.2	12.850	18	=	0.0	0.000	56	=	4.6	12.650	9	=	4.9	11.700	29	=	37.200	56	
311	Megan	Morris	Huntingdon Olympic	WAG Junior		4.0	12.350	52	=	0.9	4.350	55	=	2.7	9.850	50	=	3.0	10.000	55	=	36.550	57	
331	Christine	Tse	Wyre Forest	WAG Junior		3.8	12.150	56	=	0.0	0.000	56	=	4.6	11.900	18	=	3.9	12.250	16	=	36.300	58	
388	Ellie	Clements	The Academy	WAG Junior		0.0	0.000	59	=	0.0	0.000	56	=	3.7	11.000	39	=	3.8	11.650	30	=	22.650	59	

# 2016 English Championship

## Women's Artistic


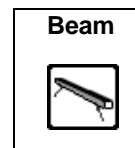
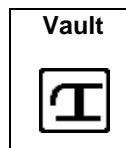


WAG Senior

No	Name	Club	Comp	Av VT	D	VT		D	UB		D	BB		D	FX		AA					
233	Claudia	Fragapane	Bristol Hawks	WAG Senior		5.8	14.750	2	5.9	14.050	1	6.8	14.350	1	6.1	14.450	1	57.600	1			
236	Amy	Tinkler	South Durham	WAG Senior		5.8	15.050	1	5.6	13.600	3	5.8	14.000	2	5.8	13.900	2	56.550	2			
223	Abigail	Solari	The Academy	WAG Senior		4.8	13.700	5	5.0	12.600	4	5.0	12.600	8	5.3	12.900	5	51.800	3			
225	Phoebe	Turner	The Academy	WAG Senior		4.4	13.650	6	5.1	12.050	6	5.8	13.200	5	5.4	11.500	16	50.400	4			
221	April	Maslan	The Academy	WAG Senior		4.0	12.850	15	3.8	11.250	8	5.1	12.800	7	4.5	12.700	6	49.600	5			
163	Lottie	Smith	Huntingdon Olympic	WAG Senior		4.0	12.800	16	=	3.5	10.950	9	3.9	11.250	18	4.7	12.100	10	47.100	6		
244	Victoria	Ashworth	Bristol	WAG Senior		4.2	12.900	12	=	3.2	10.500	10	4.7	11.750	10	4.2	11.850	12	47.000	7		
235	Chelsea	Court	City of Bristol Centre	WAG Senior		5.0	13.800	4	=	3.9	9.950	12	4.4	11.600	13	=	4.7	10.900	20	46.250	8	
226	Polina	Poliakova	Pipers Vale	WAG Senior		4.2	13.000	7	=	4.4	10.050	11	4.8	10.450	25	=	4.8	12.400	7	45.900	9	
178	Laura	Glover	The Norfolk Academy	WAG Senior		4.4	12.950	10	=	2.2	9.650	15	4.1	11.700	11	4.4	11.450	17	=	45.750	10	
190	Bree	Warren	Baskerville	WAG Senior	11.775	4.2	12.800	16	=	2.6	9.700	14	4.3	11.350	17	4.3	11.800	13		45.650	11	
242	Polly	Hitchings	Heathrow	WAG Senior	11.175	4.0	12.100	24		4.0	11.450	7	4.6	9.900	28	4.3	11.900	11		45.350	12	
165	Caitlin	Dyer	Waveney	WAG Senior		4.2	12.750	20		1.7	9.300	18	3.8	11.600	13	=	4.5	11.600	15		45.250	13
169	Emma	Adams	Gymstars	WAG Senior		4.2	12.650	21		1.7	8.900	21	=	4.4	11.100	19	4.4	12.150	9		44.800	14
224	Ellie	Haberfield	The Academy	WAG Senior		4.2	12.950	10	=	1.7	9.600	16	4.1	10.150	27	4.4	11.450	17	=	44.150	15	
179	Katie	Meadow	Southport YMCA	WAG Senior	13.075	4.4	13.000	7	=	2.5	7.950	26	4.9	10.900	20	4.7	12.250	8		44.100	16	
167	Eden	Edwards	City of Birmingham	WAG Senior		4.0	11.750	26		1.9	9.350	17	3.0	10.550	23	=	4.3	11.700	14		43.350	17
168	Lucy	Moxham	Marriotts	WAG Senior		4.2	12.350	23		1.4	8.950	20	4.4	10.450	25	=	3.3	11.450	17	=	43.200	18
234	Danielle	Barnes	Dynamo	WAG Senior	12.375	4.0	11.850	25		4.8	9.050	19	3.7	11.400	16	4.4	10.500	23		42.800	19	
181	Rachelle	Flambard	Regent	WAG Senior	11.825	4.2	13.000	7	=	1.9	8.150	24	4.0	9.650	29	4.3	10.850	21		41.650	20	
222	Ruby	Harrold	The Academy	WAG Senior		5.0	14.100	3		6.3	12.100	5	5.6	13.700	3	0.0	0.000	27	=	39.900	21	
231	Georgia-Mae	Fenton	East London	WAG Senior		4.4	12.900	12	=	0.0	0.000	29	=	5.3	13.000	6	5.1	13.550	3		39.450	22
166	Ella-Mae	Jones	Kettering Olympic	WAG Senior		4.2	12.800	16	=	1.1	8.000	25	3.0	8.350	31	3.6	9.600	25		38.750	23	
173	Emily	Cantwell	Rushmoor	WAG Senior		4.2	11.650	27		0.9	4.700	27	3.3	10.550	23	=	4.4	9.450	26		36.350	24
186	Caprice	Miloro	Loughborough Students	WAG Senior		2.4	11.100	28		1.2	3.400	28	2.9	8.900	30	3.0	10.700	22		34.100	25	
185	Rebecca	Whatmore	Loughborough Students	WAG Senior		4.0	12.900	12	=	0.0	0.000	29	=	3.3	10.600	22	2.5	10.050	24		33.550	26
183	Kara	Heaton	Warrington	WAG Senior		4.2	12.800	16	=	2.5	8.900	21	=	4.1	11.500	15	0.0	0.000	27	=	33.200	27
238	Rebecca	Downie	Notts	WAG Senior		0.0	0.000	29	=	6.3	13.750	2	5.9	13.300	4	0.0	0.000	27	=	27.050	28	
171	Noemi	Seminara	Harrow	WAG Senior		4.0	12.600	22		0.0	0.000	29	=	3.7	10.850	21	0.0	0.000	27	=	23.450	29
239	Georgina	Clements	Park Wrekin	WAG Senior		0.0	0.000	29	=	5.4	8.550	23	0.0	0.000	32	=	5.1	13.050	4		21.600	30
175	Carrie	Walker	Abingdon	WAG Senior		0.0	0.000	29	=	3.1	9.750	13	4.0	11.800	9	0.0	0.000	27	=	21.550	31	
188	Carmen	Horvat	Loughborough Students	WAG Senior		0.0	0.000	29	=	0.0	0.000	29	=	3.8	11.650	12	0.0	0.000	27	=	11.650	32

# 2016 English Championship

## Women's Artistic



Gst-WAG Senior

No	Name	Club	Comp	D	VT		D	UB		D	BB		D	FX		AA			
237	Rebecca	Moore	Cymru Caerdydd	Gst-WAG Senior	5.0	13.550	2	5.1	11.650	1	5.4	12.850	1	5.3	12.150	3	50.200	1	
187	Grace	Harrison	Loughborough Students	Gst-WAG Senior	4.4	13.300	3	3.3	7.850	3	4.4	12.750	2	4.9	12.800	1	46.700	2	
229	Aisa	Kajouk	East London	Gst-WAG Senior	4.4	13.250	4	2.6	8.050	2	3.4	9.800	4	4.7	11.300	4	42.400	3	
230	Claudia	Chmielowska	East London	Gst-WAG Senior	13.000	5.0	13.850	1	0.0	0.000	4 =	4.8	11.900	3	4.9	12.750	2	38.500	4

Gst-WAG Junior

No	Name	Club	Comp	D	VT		D	UB		D	BB		D	FX		AA			
381	Maisie	Methuen	Cymru Caerdydd	Gst-WAG Junior	5.0	14.150	1	5.1	13.100	1	5.5	13.650	1	5.1	13.000	1	53.900	1	
386	Zoe	Simmons	The Academy	Gst-WAG Junior	13.575	5.0	13.650	2	4.2	11.650	2	4.7	12.450	2	5.0	12.850	2	50.600	2
380	Latalia	Bevan	Cymru Caerdydd	Gst-WAG Junior	0.0	0.000	3 =	0.0	0.000	3 =	5.3	12.000	3	5.2	11.950	3	23.950	3	

## 2016 English Championship Results Summary

No	Name		Club	Comp	D	FX		
339	Matthew	Boardman	Notts	MAG 16U	5.1	14.100	1	
360	Adam	Tobin	Falcons	MAG 16U	5.2	13.734	2	
365	Dominic	Bigsby	Pipers Vale	MAG 16U	5.2	13.667	3	
363	Douglas	Turnbull	South Essex	MAG 16U	4.7	13.567	4	
361	Donell	Osbourne	City of Birmingham	MAG 16U	5.2	13.500	5	
354	Louis	Sidebottom	Leeds	MAG 16U	4.9	13.300	6	

No	Name		Club	Comp	D	PH		
346	Jamie	Lewis	Woking	MAG 16U	6.5	14.200	1	
361	Donell	Osbourne	City of Birmingham	MAG 16U	4.9	13.300	2	
347	Lorenzo	Carozzo	Woking	MAG 16U	4.5	12.867	3	
352	Samuel	Bowden	Bury	MAG 16U	4.5	12.700	4	
350	Jack	Chamberlain	Bury	MAG 16U	4.6	12.567	5	
341	Tyla-Jae	Curtis	Notts	MAG 16U	4.3	12.367	6	

No	Name		Club	Comp	D	SR		
346	Jamie	Lewis	Woking	MAG 16U	5.0	13.900	1	
361	Donell	Osbourne	City of Birmingham	MAG 16U	4.3	12.834	2	
358	Euan	Cox	Pegasus	MAG 16U	4.7	12.700	3	
350	Jack	Chamberlain	Bury	MAG 16U	4.4	12.500	4	
335	Jake	Jarman	Huntingdon Olympic	MAG 16U	3.7	12.400	5	
347	Lorenzo	Carozzo	Woking	MAG 16U	4.4	12.367	6	

No	Name		Club	Comp		Av Vault		
361	Donell	Osbourne	City of Birmingham	MAG 16U		13.466	1	
365	Dominic	Bigsby	Pipers Vale	MAG 16U		12.983	2	
353	Thomas	Jones	Rugby	MAG 16U		12.766	3	
354	Louis	Sidebottom	Leeds	MAG 16U		12.633	4	
350	Jack	Chamberlain	Bury	MAG 16U		12.483	5	
335	Jake	Jarman	Huntingdon Olympic	MAG 16U		12.283	6	

No	Name		Club	Comp	D	PB		
358	Euan	Cox	Pegasus	MAG 16U	5.2	14.467	1	
346	Jamie	Lewis	Woking	MAG 16U	5.3	14.167	2	
360	Adam	Tobin	Falcons	MAG 16U	4.7	13.767	3	
361	Donell	Osbourne	City of Birmingham	MAG 16U	4.9	13.467	4	
350	Jack	Chamberlain	Bury	MAG 16U	4.5	13.367	5	
354	Louis	Sidebottom	Leeds	MAG 16U	3.8	13.300	6	=
347	Lorenzo	Carozzo	Woking	MAG 16U	4.0	13.300	6	=
335	Jake	Jarman	Huntingdon Olympic	MAG 16U	4.5	13.300	6	=

No	Name		Club	Comp	D	HB		
361	Donell	Osbourne	City of Birmingham	MAG 16U	4.7	13.500	1	
350	Jack	Chamberlain	Bury	MAG 16U	4.7	13.334	2	
358	Euan	Cox	Pegasus	MAG 16U	4.4	13.134	3	
360	Adam	Tobin	Falcons	MAG 16U	4.3	12.534	4	
335	Jake	Jarman	Huntingdon Olympic	MAG 16U	4.2	12.067	5	
349	Keenan	Hilton	Europa	MAG 16U	2.8	11.800	6	

## 2016 English Championship Results Summary

No	Name		Club	Comp	D	FX		
156	Giarnni	Regini-Moran	Europa	MAG 18U	6.4	15.167	1	
162	Joshua	Nathan	City of Birmingham	MAG 18U	5.6	14.734	2	
159	Hamish	Carter	City of Birmingham	MAG 18U	6.0	14.434	3	
160	Harry	Caulwell	City of Birmingham	MAG 18U	5.5	13.400	4	
161	Joe	Fraser	City of Birmingham	MAG 18U	6.0	13.267	5	
151	James	Hodgson	City Of Newcastle	MAG 18U	5.3	13.100	6	

No	Name		Club	Comp	D	PH		
162	Joshua	Nathan	City of Birmingham	MAG 18U	6.1	14.367	1	
161	Joe	Fraser	City of Birmingham	MAG 18U	6.0	13.900	2	
156	Giarnni	Regini-Moran	Europa	MAG 18U	5.3	13.800	3	
142	Joe	Cemlyn-Jones	Falcons	MAG 18U	4.7	13.467	4	
155	Tom	Nicolaou	Europa	MAG 18U	5.4	13.100	5	
158	Timothy	McCarthy	Woking	MAG 18U	4.6	12.600	6	

No	Name		Club	Comp	D	SR		
161	Joe	Fraser	City of Birmingham	MAG 18U	5.1	14.134	1	
156	Giarnni	Regini-Moran	Europa	MAG 18U	4.6	13.500	2	
160	Harry	Caulwell	City of Birmingham	MAG 18U	5.4	13.467	3	
142	Joe	Cemlyn-Jones	Falcons	MAG 18U	4.9	13.100	4	
159	Hamish	Carter	City of Birmingham	MAG 18U	5.2	12.900	5	
155	Tom	Nicolaou	Europa	MAG 18U	4.5	12.767	6	

No	Name		Club	Comp		Av Vault		
156	Giarnni	Regini-Moran	Europa	MAG 18U		14.700	1	
159	Hamish	Carter	City of Birmingham	MAG 18U		13.333	2	
154	Owen	Print	Rugby	MAG 18U		13.050	3	
151	James	Hodgson	City Of Newcastle	MAG 18U		12.750	4	
150	Harry	Ross	City Of Newcastle	MAG 18U		12.350	5	

No	Name		Club	Comp	D	PB		
161	Joe	Fraser	City of Birmingham	MAG 18U	5.8	15.034	1	
156	Giarnni	Regini-Moran	Europa	MAG 18U	5.8	15.000	2	
159	Hamish	Carter	City of Birmingham	MAG 18U	5.3	13.967	3	
162	Joshua	Nathan	City of Birmingham	MAG 18U	5.0	13.267	4	
157	Tony	Duchars	Huntingdon Olympic	MAG 18U	5.1	13.034	5	
158	Timothy	McCarthy	Woking	MAG 18U	4.0	12.934	6	=
142	Joe	Cemlyn-Jones	Falcons	MAG 18U	5.0	12.934	6	=

No	Name		Club	Comp	D	HB		
161	Joe	Fraser	City of Birmingham	MAG 18U	5.6	13.567	1	
142	Joe	Cemlyn-Jones	Falcons	MAG 18U	4.8	13.000	2	
159	Hamish	Carter	City of Birmingham	MAG 18U	5.2	12.900	3	
162	Joshua	Nathan	City of Birmingham	MAG 18U	4.9	12.867	4	
141	Byron	Day-Rogers	Falcons	MAG 18U	4.4	12.667	5	
145	Loukas	Jones	Leeds	MAG 18U	5.4	12.367	6	

## 2016 English Championship Results Summary

No	Name		Club	Comp	D	FX		
194	Dominick	Cunningham	City of Birmingham	MAG Senior	6.7	15.067	1	
211	Sam	Oldham	Loughborough Students	MAG Senior	6.5	14.000	2	
218	George	Harrow	Pipers Vale	MAG Senior	5.7	13.734	3	
203	Jay	Thompson	South Essex	MAG Senior	4.6	13.367	4	
216	Harry	Wall	Baskerville	MAG Senior	4.2	13.034	5	
208	Harry	Carter	Loughborough Students	MAG Senior	4.9	13.000	6	

No	Name		Club	Comp	D	PH		
202	Max	Whitlock	South Essex	MAG Senior	7.4	15.800	1	
214	Louis	Smith MBE	Huntingdon Olympic	MAG Senior	6.8	15.534	2	
204	Brinn	Bevan	South Essex	MAG Senior	6.1	14.400	3	=
211	Sam	Oldham	Loughborough Students	MAG Senior	6.3	14.400	3	=
203	Jay	Thompson	South Essex	MAG Senior	5.6	13.900	5	
195	Miki	Chu	Woking	MAG Senior	6.0	13.600	6	

No	Name		Club	Comp	D	SR		
211	Sam	Oldham	Loughborough Students	MAG Senior	5.9	14.900	1	
202	Max	Whitlock	South Essex	MAG Senior	6.0	14.834	2	
203	Jay	Thompson	South Essex	MAG Senior	5.4	14.167	3	
194	Dominick	Cunningham	City of Birmingham	MAG Senior	5.6	13.900	4	
204	Brinn	Bevan	South Essex	MAG Senior	4.7	12.634	5	
209	Jaron	Morgan	Loughborough Students	MAG Senior	4.0	12.600	6	

No	Name		Club	Comp		Av Vault		
194	Dominick	Cunningham	City of Birmingham	MAG Senior		14.550	1	
208	Harry	Carter	Loughborough Students	MAG Senior		14.050	2	
207	Gabriel	Hannah	Loughborough Students	MAG Senior		13.733	3	
213	James	Henderson	Huntingdon Olympic	MAG Senior		12.583	4	
201	Clark	Gould	Loughborough Students	MAG Senior		12.133	5	

No	Name		Club	Comp	D	PB		
205	Ashley	Watson	Leeds	MAG Senior	6.9	15.967	1	
202	Max	Whitlock	South Essex	MAG Senior	6.4	15.300	2	
204	Brinn	Bevan	South Essex	MAG Senior	6.4	14.767	3	
194	Dominick	Cunningham	City of Birmingham	MAG Senior	6.1	14.567	4	
211	Sam	Oldham	Loughborough Students	MAG Senior	6.7	13.934	5	
203	Jay	Thompson	South Essex	MAG Senior	5.8	13.534	6	

No	Name		Club	Comp	D	HB		
211	Sam	Oldham	Loughborough Students	MAG Senior	6.8	14.700	1	
202	Max	Whitlock	South Essex	MAG Senior	6.7	14.467	2	
194	Dominick	Cunningham	City of Birmingham	MAG Senior	6.0	14.234	3	
203	Jay	Thompson	South Essex	MAG Senior	5.8	14.200	4	
204	Brinn	Bevan	South Essex	MAG Senior	4.4	13.467	5	
205	Ashley	Watson	Leeds	MAG Senior	5.7	13.167	6	



## 2016 English Championship Results Summary

No	Name		Club	Comp		Av Vault	
402	Taeja	James	City of Birmingham	WAG Junior		13.675	1
369	Ellesse	Oates	Park Wrekin	WAG Junior		13.500	2
305	Megan	Bridge	Gymmagic	WAG Junior		13.425	3
374	Lucy	Stanhope	City Of Liverpool	WAG Junior		13.225	4
395	Tia	Andrews	Heathrow	WAG Junior		12.800	5

No	Name		Club	Comp	D	UB	
402	Taeja	James	City of Birmingham	WAG Junior	5.1	13.300	1
368	Alice	Kinsella	Park Wrekin	WAG Junior	5.6	13.250	2
400	Megan	Parker	City of Birmingham	WAG Junior	5.1	13.200	3
374	Lucy	Stanhope	City Of Liverpool	WAG Junior	4.9	12.850	4
373	Kelsey	Ann Moore	City Of Liverpool	WAG Junior	4.2	12.000	5 =
383	Laura	Kaletha	Notts	WAG Junior	4.2	12.000	5 =
369	Ellesse	Oates	Park Wrekin	WAG Junior	4.9	12.000	5 =

No	Name		Club	Comp	D	BB	
368	Alice	Kinsella	Park Wrekin	WAG Junior	5.6	13.750	1
402	Taeja	James	City of Birmingham	WAG Junior	5.5	13.600	2
393	Chiara	Bunce	Heathrow	WAG Junior	5.1	13.450	3
374	Lucy	Stanhope	City Of Liverpool	WAG Junior	5.0	13.250	4
399	Alissia	Barlow	City of Birmingham	WAG Junior	4.7	13.100	5 =
301	Megan	Splain	Sapphire	WAG Junior	4.8	13.100	5 =

No	Name		Club	Comp	D	FX	
368	Alice	Kinsella	Park Wrekin	WAG Junior	5.6	13.750	1
400	Megan	Parker	City of Birmingham	WAG Junior	4.9	13.500	2
301	Megan	Splain	Sapphire	WAG Junior	4.7	13.050	3
306	Tomique	Gibson	Harrow	WAG Junior	4.6	12.850	4 =
402	Taeja	James	City of Birmingham	WAG Junior	5.0	12.850	4 =
305	Megan	Bridge	Gymmagic	WAG Junior	4.7	12.650	6

## 2016 English Championship Results Summary

No	Name		Club	Comp		Av Vault	
179	Katie	Meadow	Southport YMCA	WAG Senior		13.075	1
234	Danielle	Barnes	Dynamo	WAG Senior		12.375	2
181	Rachelle	Flambard	Regent	WAG Senior		11.825	3
190	Bree	Warren	Baskerville	WAG Senior		11.775	4
242	Polly	Hitchings	Heathrow	WAG Senior		11.175	5

No	Name		Club	Comp	D	UB	
233	Claudia	Fragapane	Bristol Hawks	WAG Senior	5.9	14.050	1
238	Rebecca	Downie	Notts	WAG Senior	6.3	13.750	2
236	Amy	Tinkler	South Durham	WAG Senior	5.6	13.600	3
223	Abigail	Solari	The Academy	WAG Senior	5.0	12.600	4
222	Ruby	Harrold	The Academy	WAG Senior	6.3	12.100	5
225	Phoebe	Turner	The Academy	WAG Senior	5.1	12.050	6

No	Name		Club	Comp	D	BB	
233	Claudia	Fragapane	Bristol Hawks	WAG Senior	6.8	14.350	1
236	Amy	Tinkler	South Durham	WAG Senior	5.8	14.000	2
222	Ruby	Harrold	The Academy	WAG Senior	5.6	13.700	3
238	Rebecca	Downie	Notts	WAG Senior	5.9	13.300	4
225	Phoebe	Turner	The Academy	WAG Senior	5.8	13.200	5
231	Georgia-Mae	Fenton	East London	WAG Senior	5.3	13.000	6

No	Name		Club	Comp	D	FX	
233	Claudia	Fragapane	Bristol Hawks	WAG Senior	6.1	14.450	1
236	Amy	Tinkler	South Durham	WAG Senior	5.8	13.900	2
231	Georgia-Mae	Fenton	East London	WAG Senior	5.1	13.550	3
239	Georgina	Clements	Park Wrekin	WAG Senior	5.1	13.050	4
223	Abigail	Solari	The Academy	WAG Senior	5.3	12.900	5
221	April	Maslan	The Academy	WAG Senior	4.5	12.700	6



# English Championships 2016

## Awards

### Women's Espoir

Christine Bowker Artistry Trophy

### Recipient

Jennifer Gadirova  
Harrow

### Women's Junior

Jim Moss Artistry Trophy

Tomique Gibson  
Harrow

### Women's Senior

Max Sime Artistry Award

Lottie Smith  
Huntingdon Olympic

Beth Tweddle Bars Trophy

Claudia Fragapane  
Bristol Hawks

### Men's Senior

Louis Smith Pommel Horse Trophy

Max Whitlock  
South Essex