

RESULTS




Classic Challenge Championships - Bronze

Womens Artistic Classic Challenge Championships 2021

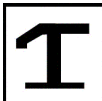


Surrey Sports Park

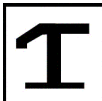
5th & 6th November 2021




| Rk | Bib | Name | D Score 1 | Vault 1 | ND 1 | Bonus 1 | D Score 2 | Vault 2 | ND 2 | Bonus 2 | ND | Total |
|----|-----|--------------------------------------|--------------|------------|---------|------------|--------------|------------|---------|------------|-----|--------|
| 1 | 78 | BROWN Elizabeth West Midlands | 3.50 | 12.250 | 0.0 | 0.0 | 3.50 | 12.400 | 0.0 | 0.0 | 0.0 | 12.400 |
| 1 | 70 | ANDERSON Mercedes Wales | 3.50 | 12.400 | 0.0 | 0.0 | | | | | | |
| 3 | 145 | TAYLOR Elsie Wales | 3.50 | 12.350 | 0.0 | 0.0 | 3.50 | 12.300 | 0.0 | 0.0 | 0.0 | 12.350 |
| 4 | 102 | FRASER Sarah West Midlands | 3.50 | 12.200 | 0.0 | 0.0 | 3.50 | 11.000 | 0.3 | 0.0 | 0.0 | 12.200 |
| 5 | 84 | CAWKWELL Amy Yorkshire | 3.50 | 12.150 | 0.0 | 0.0 | 3.50 | 12.050 | 0.0 | 0.0 | 0.0 | 12.150 |
| 5 | 133 | NEAL Maizie South | 3.50 | 12.150 | 0.0 | 0.0 | 3.50 | 12.100 | 0.0 | 0.0 | 0.0 | 12.150 |
| 5 | 153 | WAFER Ruby West Midlands | 3.50 | 12.050 | 0.0 | 0.0 | 3.50 | 12.150 | 0.0 | 0.0 | 0.0 | 12.150 |
| 8 | 124 | MCCORMACK Sienna West Midlands | 3.50 | 12.100 | 0.0 | 0.0 | 2.50 | 11.350 | 0.0 | 0.0 | 0.0 | 12.100 |
| 8 | 100 | FIELDING Olivia Scotland | 3.50 | 12.100 | 0.0 | 0.0 | 3.50 | 11.950 | 0.0 | 0.0 | 0.0 | 12.100 |
| 8 | 156 | WIGGLESWORTH Kate North West | 3.50 | 12.100 | 0.0 | 0.0 | 3.50 | 12.100 | 0.0 | 0.0 | 0.0 | 12.100 |
| 11 | 154 | WALMSLEY Eleanor North of England | 3.50 | 12.050 | 0.0 | 0.0 | 3.50 | 12.050 | 0.0 | 0.0 | 0.0 | 12.050 |
| 11 | 118 | KHAN Isabelle North West | 3.50 | 12.000 | 0.0 | 0.0 | 3.50 | 12.050 | 0.0 | 0.0 | 0.0 | 12.050 |
| 11 | 151 | TYLER Emily North of England | 3.50 | 11.950 | 0.0 | 0.0 | 3.50 | 12.050 | 0.0 | 0.0 | 0.0 | 12.050 |
| 11 | 89 | COYLE Megan Scotland | 3.50 | 11.950 | 0.0 | 0.0 | 3.50 | 12.050 | 0.0 | 0.0 | 0.0 | 12.050 |
| 11 | 127 | MELVILLE Victoria May Scotland | 3.50 | 11.950 | 0.0 | 0.0 | 3.50 | 12.050 | 0.0 | 0.0 | 0.0 | 12.050 |
| 11 | 149 | THOMSON Amber Scotland | 3.50 | 11.150 | 0.0 | 0.0 | 3.50 | 12.050 | 0.0 | 0.0 | 0.0 | 12.050 |
| 17 | 152 | VORSTER Jessica London | 3.50 | 12.000 | 0.0 | 0.0 | 3.50 | 11.450 | 0.1 | 0.0 | 0.0 | 12.000 |
| 18 | 71 | BALLINGER Hayleigh South West | 3.50 | 11.950 | 0.0 | 0.0 | 3.50 | 11.900 | 0.0 | 0.0 | 0.0 | 11.950 |
| 18 | 134 | NIGRO Nadia East Midlands | 3.50 | 11.950 | 0.0 | 0.0 | 3.50 | 10.950 | 0.0 | 0.0 | 0.0 | 11.950 |
| 18 | 73 | BELLO Mia Wales | 3.50 | 11.100 | 0.0 | 0.0 | 3.50 | 11.950 | 0.0 | 0.0 | 0.0 | 11.950 |
| 21 | 98 | EATON Ellianne East | 3.50 | 11.900 | 0.0 | 0.0 | 3.50 | 11.250 | 0.0 | 0.0 | 0.0 | 11.900 |



| Rk | Bib | Name | D Score 1 | Vault 1 | ND 1 | Bonus 1 | D Score 2 | Vault 2 | ND 2 | Bonus 2 | ND | Total |
|----|-----|--|--------------|------------|---------|------------|--------------|------------|---------|------------|-----|--------|
| 21 | 87 | COLLINS Elliotte South East | 3.50 | 11.150 | 0.0 | 0.0 | 3.50 | 11.900 | 0.0 | 0.0 | 0.0 | 11.900 |
| 21 | 101 | FLOREY Mabel South West | 3.50 | 11.000 | 0.1 | 0.0 | 3.50 | 11.900 | 0.0 | 0.0 | 0.0 | 11.900 |
| 24 | 106 | GLEESON Mali Wales | 3.50 | 11.850 | 0.0 | 0.0 | 1.20 | 9.700 | 0.0 | 0.0 | 0.0 | 11.850 |
| 24 | 74 | BENNETT Imogen South West | 3.50 | 11.850 | 0.0 | 0.0 | 3.50 | 11.850 | 0.0 | 0.0 | 0.0 | 11.850 |
| 26 | 140 | SAUNDERS-LUCAS Isabella East Midlands | 3.50 | 11.800 | 0.1 | 0.0 | 3.50 | 11.500 | 0.3 | 0.0 | 0.0 | 11.800 |
| 26 | 157 | WILSON Madison South West | 3.50 | 11.800 | 0.0 | 0.0 | 3.50 | 11.600 | 0.0 | 0.0 | 0.0 | 11.800 |
| 28 | 113 | HUNT Freya South East | 3.50 | 11.750 | 0.0 | 0.0 | 3.50 | 10.750 | 0.0 | 0.0 | 0.0 | 11.750 |
| 29 | 180 | DIXON Abi North of England | 3.50 | 10.600 | 0.0 | 0.0 | 3.50 | 11.700 | 0.1 | 0.0 | 0.0 | 11.700 |
| 29 | 138 | RUSH Isabelle South East | 3.50 | 11.600 | 0.0 | 0.0 | 3.50 | 11.700 | 0.0 | 0.0 | 0.0 | 11.700 |
| 29 | 110 | HITCHENS Kitty South | 0.00 | 0.000 | 0.0 | 0.0 | 3.50 | 11.700 | 0.0 | 0.0 | 0.0 | 11.700 |
| 32 | 143 | SEYMOUR Rose North of England | 3.50 | 11.650 | 0.1 | 0.0 | 3.50 | 11.500 | 0.1 | 0.0 | 0.0 | 11.650 |
| 33 | 150 | TOVEY Ruby South West | 3.50 | 10.900 | 0.0 | 0.0 | 3.50 | 11.600 | 0.0 | 0.0 | 0.0 | 11.600 |
| 34 | 105 | GILLETT Isobel Yorkshire | 3.50 | 11.100 | 0.0 | 0.0 | 3.50 | 11.450 | 0.1 | 0.0 | 0.0 | 11.450 |
| 35 | 122 | LIGHT Phoebe South East | 2.50 | 11.150 | 0.0 | 0.0 | 2.50 | 11.350 | 0.0 | 0.0 | 0.0 | 11.350 |
| 35 | 82 | CANTILLON Mia East Midlands | 3.50 | 11.350 | 0.3 | 0.0 | 1.30 | 9.750 | 0.1 | 0.0 | 0.0 | 11.350 |
| 37 | 111 | HORNIK Julia South | 2.50 | 11.200 | 0.0 | 0.0 | 2.50 | 11.300 | 0.0 | 0.0 | 0.0 | 11.300 |
| 38 | 131 | MORGAN-MCQUADE Ava East Midlands | 2.50 | 11.250 | 0.0 | 0.0 | 2.50 | 11.100 | 0.0 | 0.0 | 0.0 | 11.250 |
| 38 | 97 | DUNLEAVY Ellie Wales | 2.50 | 10.900 | 0.1 | 0.0 | 2.50 | 11.250 | 0.0 | 0.0 | 0.0 | 11.250 |
| 38 | 128 | MEYER Leonie South East | 2.70 | 11.050 | 0.0 | 0.0 | 2.70 | 11.250 | 0.0 | 0.0 | 0.0 | 11.250 |
| 38 | 132 | MULENGWA Pagiella North of England | 2.70 | 10.550 | 0.3 | 0.0 | 2.70 | 11.250 | 0.0 | 0.0 | 0.0 | 11.250 |
| 42 | 117 | JOHNSEN WHITEHEAD Ella Rose Yorkshire | 2.50 | 10.950 | 0.0 | 0.0 | 2.50 | 11.200 | 0.0 | 0.0 | 0.0 | 11.200 |
| 42 | 99 | EDEN Amey North of England | 2.70 | 11.200 | 0.0 | 0.0 | 2.70 | 11.000 | 0.0 | 0.0 | 0.0 | 11.200 |
| 44 | 104 | GIE Isla East | 2.50 | 11.100 | 0.0 | 0.0 | 2.50 | 11.150 | 0.0 | 0.0 | 0.0 | 11.150 |
| 44 | 136 | REID Casey Scotland | 2.50 | 11.050 | 0.0 | 0.0 | 2.50 | 11.150 | 0.0 | 0.0 | 0.0 | 11.150 |



| Rk | Bib | Name | D Score 1 | Vault 1 | ND 1 | Bonus 1 | D Score 2 | Vault 2 | ND 2 | Bonus 2 | ND | Total |
|----|-----|-------------------------------------|--------------|------------|---------|------------|--------------|------------|---------|------------|-----|--------|
| 46 | 129 | MILLAR Morgan South East | 2.50 | 11.000 | 0.0 | 0.0 | 2.50 | 11.100 | 0.0 | 0.0 | 0.0 | 11.100 |
| 46 | 83 | CASEY Emily West Midlands | 3.50 | 11.100 | 0.0 | 0.0 | 1.20 | 9.700 | 0.0 | 0.0 | 0.0 | 11.100 |
| 46 | 148 | THOMAS Megan West Midlands | 2.70 | 11.100 | 0.0 | 0.0 | 2.70 | 10.900 | 0.0 | 0.0 | 0.0 | 11.100 |
| 46 | 120 | LAWRENCE Amy East | 2.70 | 10.800 | 0.0 | 0.0 | 2.70 | 11.100 | 0.0 | 0.0 | 0.0 | 11.100 |
| 50 | 80 | BULLEN Florence East | 2.50 | 11.050 | 0.0 | 0.0 | 2.50 | 10.800 | 0.0 | 0.0 | 0.0 | 11.050 |
| 50 | 147 | TELLING Jessica South | 2.70 | 11.050 | 0.0 | 0.0 | 2.70 | 11.000 | 0.0 | 0.0 | 0.0 | 11.050 |
| 52 | 137 | ROBINSON Rianna Northern Ireland | 2.50 | 11.000 | 0.0 | 0.0 | 2.50 | 11.000 | 0.0 | 0.0 | 0.0 | 11.000 |
| 52 | 116 | JOEL Florence South | 2.50 | 11.000 | 0.0 | 0.0 | 2.50 | 11.000 | 0.0 | 0.0 | 0.0 | 11.000 |
| 52 | 142 | SCHWARZE Ellie North West | 2.50 | 10.900 | 0.0 | 0.0 | 2.50 | 11.000 | 0.0 | 0.0 | 0.0 | 11.000 |
| 55 | 90 | CRAGGS Tegan Yorkshire | 2.50 | 10.950 | 0.0 | 0.0 | 2.50 | 10.900 | 0.0 | 0.0 | 0.0 | 10.950 |
| 55 | 96 | DRANSFIELD Ameira East | 2.50 | 10.950 | 0.0 | 0.0 | 2.50 | 10.900 | 0.0 | 0.0 | 0.0 | 10.950 |
| 55 | 141 | SCARFE Maisie Yorkshire | 2.50 | 10.950 | 0.0 | 0.0 | 2.50 | 10.950 | 0.0 | 0.0 | 0.0 | 10.950 |
| 55 | 95 | DOUGLAS Leah Scotland | 2.50 | 10.950 | 0.0 | 0.0 | 2.50 | 10.950 | 0.0 | 0.0 | 0.0 | 10.950 |
| 59 | 109 | HASWELL Mollie South | 2.50 | 10.800 | 0.0 | 0.0 | 2.50 | 10.900 | 0.0 | 0.0 | 0.0 | 10.900 |
| 59 | 107 | HAMPTON Mia North West | 2.50 | 10.800 | 0.0 | 0.0 | 2.50 | 10.900 | 0.0 | 0.0 | 0.0 | 10.900 |
| 59 | 126 | MCKEEMAN Evie Northern Ireland | 2.50 | 10.700 | 0.0 | 0.0 | 2.50 | 10.900 | 0.0 | 0.0 | 0.0 | 10.900 |
| 59 | 125 | MCGUINNESS Mia Northern Ireland | 3.50 | 10.900 | 0.0 | 0.0 | 0.00 | 0.000 | 0.0 | 0.0 | 0.0 | 10.900 |
| 63 | 75 | BERRYMAN Olivia East Midlands | 2.50 | 10.900 | 0.0 | 0.0 | 2.50 | 10.700 | 0.0 | 0.0 | 0.1 | 10.800 |
| 63 | 81 | CANAWAY Cecelia East | 2.50 | 10.750 | 0.0 | 0.0 | 2.50 | 10.800 | 0.0 | 0.0 | 0.0 | 10.800 |
| 63 | 121 | LAWRIE Sophie Isle Of Man | 2.50 | 10.750 | 0.0 | 0.0 | 2.50 | 10.800 | 0.0 | 0.0 | 0.0 | 10.800 |
| 63 | 155 | WHITEOAK Amy Yorkshire | 0.00 | 0.000 | 0.0 | 0.0 | 2.50 | 10.800 | 0.0 | 0.0 | 0.0 | 10.800 |
| 67 | 94 | DICKSON Chloe Northern Ireland | 2.50 | 10.700 | 0.0 | 0.0 | 2.50 | 10.650 | 0.0 | 0.0 | 0.0 | 10.700 |
| 68 | 92 | DARNILL Ella Isle Of Man | 2.50 | 10.650 | 0.0 | 0.0 | 2.50 | 10.650 | 0.0 | 0.0 | 0.0 | 10.650 |
| 69 | 103 | GIAMMALVA Mia East Midlands | 3.50 | 10.450 | 0.3 | 0.0 | 3.50 | 10.600 | 0.3 | 0.0 | 0.0 | 10.600 |



| Rk | Bib | Name | D Score 1 | Vault 1 | ND 1 | Bonus 1 | D Score 2 | Vault 2 | ND 2 | Bonus 2 | ND | Total |
|----|-----|----------------------------------|--------------|------------|---------|------------|--------------|------------|---------|------------|-----|--------|
| 70 | 79 | BROWNLOW Milly Isle Of Man | 2.50 | 10.550 | 0.0 | 0.0 | 2.50 | 10.200 | 0.3 | 0.0 | 0.0 | 10.550 |
| 71 | 158 | WOODS Keira North West | 1.50 | 10.150 | 0.0 | 0.0 | 1.50 | 10.150 | 0.0 | 0.0 | 0.0 | 10.150 |
| 72 | 91 | CREELY Rosie South West | 1.30 | 9.850 | 0.0 | 0.0 | 1.30 | 9.800 | 0.0 | 0.0 | 0.0 | 9.850 |
| 73 | 108 | HASPEL Maeve London | 1.30 | 9.700 | 0.0 | 0.0 | 1.30 | 9.750 | 0.0 | 0.0 | 0.0 | 9.750 |
| 73 | 130 | MINIELLY Maeve London | 1.30 | 9.550 | 0.0 | 0.0 | 1.30 | 9.750 | 0.0 | 0.0 | 0.0 | 9.750 |
| 75 | 115 | JACZKOWSKA Isla London | 1.20 | 9.450 | 0.0 | 0.0 | 1.20 | 9.300 | 0.0 | 0.0 | 0.0 | 9.450 |
| 76 | 114 | JACKSON Lacey Isle Of Man | 1.00 | 8.850 | 0.0 | 0.0 | 1.00 | 9.350 | 0.0 | 0.0 | 0.0 | 9.350 |
| 77 | 76 | BLACK Connie Northern Ireland | 1.00 | 9.100 | 0.0 | 0.0 | 1.00 | 9.250 | 0.0 | 0.0 | 0.0 | 9.250 |
| 78 | 77 | BOSENDORFER Lily Isle Of Man | 1.00 | 9.100 | 0.0 | 0.0 | 1.00 | 9.150 | 0.0 | 0.0 | 0.0 | 9.150 |

