


RESULTS



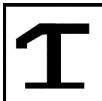
Classic Challenge Championships - Silver Womens Artistic Classic Challenge Championships 2021



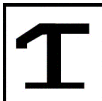
Surrey Sports Park
5th & 6th November 2021



Rk	Bib	Name	D Score 1	Vault 1	ND 1	Bonus 1	D Score 2	Vault 2	ND 2	Bonus 2	ND	Total
1	27	HURST Arabella Wales	3.70	12.450	0.0	0.0	3.70	12.250	0.0	0.0	0.0	12.450
1	19	GRAFTON Abbie Yorkshire	3.70	12.400	0.0	0.0	3.70	12.450	0.0	0.0	0.0	12.450
3	6	CUNNINGHAM Dharia East	3.50	12.250	0.0	0.0	3.50	12.200	0.0	0.0	0.0	12.250
3	44	RODGERS Jessica Yorkshire	3.50	12.250	0.0	0.0	3.50	12.100	0.0	0.0	0.0	12.250
3	57	TUNNICLIFFE Suren East Midlands	3.50	12.250	0.0	0.0	3.50	12.250	0.0	0.0	0.0	12.250
6	34	MCMEEKEN Grace Wales	3.50	11.800	0.0	0.0	3.50	12.200	0.0	0.0	0.0	12.200
6	7	DAVIS Macey South East	3.50	11.750	0.0	0.0	3.50	12.200	0.0	0.0	0.0	12.200
8	24	HARPER Amy East Midlands	3.50	12.150	0.0	0.0	3.50	12.050	0.0	0.0	0.0	12.150
8	8	DODD Maisy Wales	3.50	12.150	0.0	0.0	3.50	10.800	0.3	0.0	0.0	12.150
10	63	WILTSHIRE Tess South East	3.50	12.100	0.0	0.0	3.50	11.850	0.0	0.0	0.0	12.100
10	25	HARRINGTON Amelia East	3.50	12.100	0.0	0.0	3.50	11.900	0.1	0.0	0.0	12.100
10	64	WOOD Grace East Midlands	3.50	12.100	0.0	0.0	3.50	11.450	0.0	0.0	0.0	12.100
13	47	SELBY Niamh East Midlands	3.50	12.050	0.0	0.0	3.50	12.000	0.0	0.0	0.0	12.050
13	12	FERRIES Katie Scotland	3.50	12.050	0.0	0.0	3.50	11.900	0.0	0.0	0.0	12.050
15	21	GRANT Islay Scotland	3.50	12.000	0.0	0.0	3.50	11.550	0.3	0.0	0.0	12.000
15	56	THOUVENIN Lucie West Midlands	3.50	12.000	0.0	0.0	3.50	11.550	0.0	0.0	0.0	12.000
15	42	RAYMOND Josie East	3.50	11.950	0.0	0.0	3.50	12.000	0.0	0.0	0.0	12.000
15	43	REED Grace London	3.50	11.900	0.0	0.0	3.50	12.000	0.0	0.0	0.0	12.000
15	40	PEMBERTON-JANDU Amber West Midlands	3.50	12.000	0.0	0.0						
20	33	MCGILLIGAN Lucie North of England	3.50	11.950	0.0	0.0	3.50	11.900	0.0	0.0	0.0	11.950
21	2	BAKER Lily East	3.50	11.900	0.0	0.0	2.50	10.900	0.0	0.0	0.0	11.900



Rk	Bib	Name	D Score 1	Vault 1	ND 1	Bonus 1	D Score 2	Vault 2	ND 2	Bonus 2	ND	Total
21	52	STUPART Niamh Scotland	3.50	11.800	0.0	0.0	3.50	11.900	0.0	0.0	0.0	11.900
21	17	GIDLEY Holly East Midlands	3.50	11.700	0.0	0.0	3.50	11.900	0.0	0.0	0.0	11.900
21	45	SCOTT Chloe North of England	2.50	10.750	0.0	0.0	3.50	11.900	0.0	0.0	0.0	11.900
25	38	PALLETT Poppy-May South East	3.50	11.800	0.0	0.0	3.50	11.000	0.0	0.0	0.0	11.800
25	54	TEW Amelia West Midlands	3.50	11.800	0.0	0.0	3.50	11.750	0.0	0.0	0.0	11.800
25	1	ABBIATI Eleonora Wales	3.50	11.150	0.0	0.0	3.50	11.800	0.0	0.0	0.0	11.800
25	58	VANSTONE Sydney South	3.50	11.100	0.0	0.0	3.50	11.800	0.0	0.0	0.0	11.800
25	13	FLINDERS Ellie South East	3.50	10.800	0.0	0.0	3.50	11.800	0.0	0.0	0.0	11.800
30	62	WESTWOOD Sophie North of England	3.50	11.750	0.1	0.0	3.50	10.700	0.3	0.0	0.0	11.750
30	28	JOYCE Louise Scotland	3.50	11.700	0.1	0.0	3.50	11.750	0.0	0.0	0.0	11.750
30	55	THORPE Amelie East Midlands	3.50	11.750	0.0	0.0	3.50	11.600	0.0	0.0	0.0	11.750
33	29	KING Georgie Yorkshire	3.50	11.550	0.3	0.0	3.50	11.700	0.3	0.0	0.0	11.700
33	30	MANSELL Elisha-Grace South West	0.00	0.000	0.0	0.0	3.50	11.700	0.1	0.0	0.0	11.700
35	60	WALKER Belinda South	3.50	11.500	0.0	0.0	3.50	11.600	0.1	0.0	0.0	11.600
36	50	SMITH Erin Scotland	3.00	11.150	0.1	0.0	3.00	11.400	0.0	0.0	0.0	11.400
36	10	DUNCAN Taylor Scotland	3.50	10.900	0.0	0.0	3.50	11.400	0.3	0.0	0.0	11.400
38	51	STEVENSON-LEA Eveen West Midlands	2.70	11.250	0.0	0.0	2.70	11.300	0.0	0.0	0.0	11.300
39	39	PEGLER Georgia Wales	2.50	11.200	0.0	0.0	2.50	11.250	0.0	0.0	0.0	11.250
39	49	SHAW-JOHN Ella Wales	2.50	11.150	0.0	0.0	2.50	11.250	0.0	0.0	0.0	11.250
41	23	GREIG Elsie Yorkshire	2.70	11.150	0.0	0.0	2.50	11.100	0.0	0.0	0.0	11.150
41	61	WARD Zoe West Midlands	3.50	11.150	0.0	0.0	3.50	10.700	0.1	0.0	0.0	11.150
43	65	YALLOP Katie East	2.50	11.000	0.0	0.0	2.50	10.950	0.0	0.0	0.0	11.000
43	22	GRAYLING Layla South East	2.50	11.000	0.0	0.0	2.50	11.000	0.0	0.0	0.0	11.000
43	11	ELVEGAARD RIISE Emma South	2.50	11.000	0.0	0.0	2.50	10.850	0.0	0.0	0.0	11.000



Rk	Bib	Name	D Score 1	Vault 1	ND 1	Bonus 1	D Score 2	Vault 2	ND 2	Bonus 2	ND	Total
43	41	PERRYMENT Zoe South	2.50	11.000	0.0	0.0	2.50	10.800	0.0	0.0	0.0	11.000
47	16	GEORGE Betsy South East	2.50	10.900	0.0	0.0	2.50	10.800	0.0	0.0	0.0	10.900
48	31	MASSEY Katie South	2.50	10.850	0.0	0.0	2.50	10.750	0.0	0.0	0.0	10.850
48	37	ORR Mia Northern Ireland	2.50	10.600	0.0	0.0	2.50	10.850	0.0	0.0	0.0	10.850
50	9	DRAYCOTT Eva Northern Ireland	2.50	10.700	0.1	0.0	2.50	10.650	0.0	0.0	0.0	10.700
51	5	COLEMAN Maia East	2.00	10.650	0.0	0.0	2.00	10.500	0.1	0.0	0.0	10.650
52	14	FREELAND Lucy London	1.20	9.950	0.0	0.0	1.20	10.000	0.0	0.0	0.0	10.000
53	36	MING Cordelia Yorkshire	1.20	9.700	0.0	0.0	1.20	9.650	0.0	0.0	0.0	9.700
54	15	GAO Jasmine South	1.30	9.550	0.0	0.0	1.30	9.500	0.0	0.0	0.0	9.550
55	18	GOURLEY Erika Northern Ireland	1.00	9.300	0.0	0.0	1.00	9.350	0.0	0.0	0.0	9.350
56	3	BATESON Evie Northern Ireland	1.00	9.150	0.0	0.0	1.00	9.150	0.0	0.0	0.0	9.150
57	32	MCBRIDE Hannah Northern Ireland	1.00	9.100	0.0	0.0	1.00	8.150	0.0	0.0	0.0	9.100

